







London, Milton Keynes and Rugby to Nuneaton, Tamworth, Lichfield, Stafford and Crewe

Mondays to Fridays

Operator Days of operation/Notes 1st Class/Reservations/Bus Catering facilities	LM	LM	VT A 1R X	LM	VT B 1R X	VT B 1R X	VT C 1R X	LM	VT B 1R X	VT B 1R X	VT C 1R X	LM	VT D 1R X	LM	VT C 1R X	VT B 1R X	VT B 1R X
London Euston (EUS)  d			0531		0608	0629	0636	0643	0713	0733	0743	0746	0800		0807	0813	0833
Watford Junction (WFJ) d			0548u				0651u										
Milton Keynes Central (MKC) d			0617		0640	0700	0712	0716			0815	0819					
Northampton (NMP) d	0520	0601															
Rugby (RUG) d	0543	0624	0639	←				0739				0842		←			
Nuneaton (NUN) d	0555	0637		0637	0708a			0754	0808a			0854		0854		0909a	
Atherstone (ATH) d	0601	→		0643				0800				→		0900			
Polesworth (PSW) d				0648													
Tamworth (TAM) d	0610			0653				0808						0908	0913		
Lichfield Trent Valley (LTV) d	0616			0659				0814						0914	0919a		
Rugeley Trent Valley (RGL) d	0624			0707				0821						0921			
Stafford (STA) d	0633			0717		0750	0805	0832		0850			0925	0934c			0950
Crewe (CRE)  a	0653		0723	0740		0809	0823	0851		0908	0923		0943	0954			1009

Operator Days of operation/Notes 1st Class/Reservations/Bus Catering facilities	VT C 1R X	LM	VT D 1R X	LM	VT B 1R X	VT B 1R X	VT C 1R X	LM	VT E 1R X	LM	VT C 1R X	VT B 1R X	VT B 1R X	VT C 1R X	LM	VT E 1R X	LM
London Euston (EUS)  d	0843	0846	0902		0913	0933	0943	0946	1002		1007	1013	1033	1043	1046	1102	
Watford Junction (WFJ) d																	
Milton Keynes Central (MKC) d	0915	0919					1015	1019						1115	1119		
Northampton (NMP) d																	
Rugby (RUG) d		0942		←				1042		←					1142		←
Nuneaton (NUN) d		0954		0954	1009a			1054		1054		1109a			1154		1154
Atherstone (ATH) d		→		1000				→		1100				→	1200		1200
Polesworth (PSW) d																	
Tamworth (TAM) d				1008						1108	1113						1208
Lichfield Trent Valley (LTV) d				1014						1114	1119a						1214
Rugeley Trent Valley (RGL) d				1021						1121							1221
Stafford (STA) d			1024	1034c		1050			1124	1134c				1150		1224	1234c
Crewe (CRE)  a	1024		1042	1054		1108	1124		1142	1154				1208	1224		1254

Operator Days of operation/Notes 1st Class/Reservations/Bus Catering facilities	VT C 1R X	VT B 1R X	VT B 1R X	VT C 1R X	LM	VT E 1R X	VT 1R X	LM	VT B 1R X	VT B 1R X	VT C 1R X	LM	VT E 1R X	LM	VT C 1R X	VT B 1R X	VT B 1R X
London Euston (EUS)  d	1107	1113	1133	1143	1146	1202	1205		1213	1233	1243	1246	1302		1307	1313	1333
Watford Junction (WFJ) d																	
Milton Keynes Central (MKC) d				1215	1219						1315	1319					
Northampton (NMP) d																	
Rugby (RUG) d					1242			←				1342		←			
Nuneaton (NUN) d		1209a			1254			1254	1309a			1354		1354		1409a	
Atherstone (ATH) d				→				1300			→	1400					
Polesworth (PSW) d																	
Tamworth (TAM) d	1213						1313	1308						1408	1413		
Lichfield Trent Valley (LTV) d	1219a						1320	1314						1414	1419a		
Rugeley Trent Valley (RGL) d								1321						1421			
Stafford (STA) d			1250			1324		1334c		1350			1424	1434c			1450
Crewe (CRE)  a			1308	1324		1342	1350	1354		1408	1423		1442	1454			1508

For the complete service between London, Milton Keynes and Rugby see table 067

For the complete service between Stafford and Crewe see table 076

NOTES (see introductory pages for explanation of train operator codes and standard symbols)

- a Arrival time
- d Departure time
- u Stops to pick up only
- c Arrives 4 minutes earlier
- A To Glasgow Central
- B To Manchester Piccadilly
- C To Liverpool Lime Street
- D To Holyhead
- E To Chester

London, Milton Keynes and Rugby to Nuneaton, Tamworth, Lichfield, Stafford and Crewe

Mondays to Fridays

Operator Days of operation/Notes 1st Class/Reservations/Bus Catering facilities	VT C	LM	VT E	LM	VT B	VT B	VT C	LM	VT D	LM	VT C	VT B	VT B	VT C	LM	VT E	LM
	1R		1R		1R	1R	1R		1R		1R	1R	1R	1R		1R	
London Euston (EUS)	d	1343	1346	1402		1413	1433	1443	1446	1502		1507	1513	1533	1543	1546	1602
Watford Junction (WFJ)	d																
Milton Keynes Central (MKC)	d	1415	1419				1515	1519							1615	1619	
Northampton (NMP)	d																
Rugby (RUG)	d		1442		←				1542		←					1642	
Nuneaton (NUN)	d		1454		1454	1509a			1554		1554		1609a			1654	←
Atherstone (ATH)	d		→		1500				→		1600					→	1700
Polesworth (PSW)	d																
Tamworth (TAM)	d				1508						1608	1613					1708
Lichfield Trent Valley (LTV)	d				1514						1614	1619a					1714
Rugeley Trent Valley (RGL)	d				1521						1621						1721
Stafford (STA)	d			1524	1534c		1550			1623	1634c			1650		1724	1734c
Crewe (CRE)	a	1523		1542	1554		1608	1623		1642	1654			1708	1723	1742	1754

Operator Days of operation/Notes 1st Class/Reservations/Bus Catering facilities	VT C	VT B	VT FX B	VT FO B	VT C	LM	VT D	LM	VT C	VT B	VT FX B	VT FO B	VT F	VT C	LM	VT G	LM
	1R	1R	1R	1R	1R		1R		1R	1R	1R	1R	1R	1R		1R	
London Euston (EUS)	d	1607	1613	1633	1633	1643	1646	1702		1707	1713	1733	1733	1736	1743	1746	1802
Watford Junction (WFJ)	d																
Milton Keynes Central (MKC)	d					1716	1719								1815u	1819	
Northampton (NMP)	d																
Rugby (RUG)	d						1742		←							1842	←
Nuneaton (NUN)	d		1709a				1754		1754		1809a					1854	1854
Atherstone (ATH)	d						→		1800							→	1900
Polesworth (PSW)	d																
Tamworth (TAM)	d	1713							1808	1813							1908
Lichfield Trent Valley (LTV)	d	1719a							1814	1819a							1914
Rugeley Trent Valley (RGL)	d								1821								1921
Stafford (STA)	d			1749s	1750			1824	1834c			1849s	1850				1924
Crewe (CRE)	a			1809	1809	1824		1842	1854			1908	1908	1916	1923		1942

Operator Days of operation/Notes 1st Class/Reservations/Bus Catering facilities	VT C	VT B	VT B	VT C	LM	VT D	LM	VT C	VT B	VT B	VT C	LM	VT D	LM	VT C	VT B	VT H	
	1R	1R	1R	1R		1R		1R	1R	1R	1R		1R		1R	1R	1R	
London Euston (EUS)	d	1807	1813	1833	1843	1846	1902		1907	1913	1933	1943	1946	2002		2007	2013	2030
Watford Junction (WFJ)	d																	
Milton Keynes Central (MKC)	d				1915u	1919						2015	2019					
Northampton (NMP)	d																	
Rugby (RUG)	d					1942		←					2042		←			
Nuneaton (NUN)	d		1909a			1954		1954		2009a			2054		2054		2109a	
Atherstone (ATH)	d					→		2000					→		2100			
Polesworth (PSW)	d																	
Tamworth (TAM)	d	1913						2008	2013						2108	2113	2135	
Lichfield Trent Valley (LTV)	d	1919a						2014	2019a						2114	2119a	2143	
Rugeley Trent Valley (RGL)	d							2021							2121			
Stafford (STA)	d			1950			2024	2034c			2050			2124	2134c		2157	
Crewe (CRE)	a			2009	2023		2042	2103			2109	2123		2145	2154		→	

NOTES (see introductory pages for explanation of train operator codes and standard symbols)

- a Arrival time
- d Departure time
- s Stops to set down only
- u Stops to pick up only
- c Arrives 4 minutes earlier
- B To Manchester Piccadilly
- C To Liverpool Lime Street
- D To Holyhead
- E To Chester
- F To Blackpool North
- G To Wrexham General
- H To Preston
- FO Fridays only
- FX Not Fridays

London, Milton Keynes and Rugby to Nuneaton, Tamworth, Lichfield, Stafford and Crewe

Mondays to Fridays



Operator	VT	VT	VT	LM	VT	LM	VT	VT
Days of operation/Notes	B	H	C		H		C	B
1st Class/Reservations/Bus	1R	1R	1R		1R		1R	1R
Catering facilities	☒	☒	☒		☒		☒	☒
London Euston (EUS)	2033		2043	2046	2110	2146	2200	2203
Watford Junction (WFJ)					2125u			
Milton Keynes Central (MKC)			2115	2119		2219	2241	2246u
Northampton (NMP)								
Rugby (RUG)				2142	2204	2242		2312
Nuneaton (NUN)	2130			2154	2216	2257		2322a
Atherstone (ATH)				2200		2303		
Polesworth (PSW)								
Tamworth (TAM)				2208		2311	2320s	
Lichfield Trent Valley (LTV)				2214		2318	2327s	
Rugeley Trent Valley (RGL)		←		2221		2325		
Stafford (STA)		2157		2234c	2240	2338e	2341s	
Crewe (CRE)	2208	2216	2223	2258	2259	0003	0010	



NOTES (see introductory pages for explanation of train operator codes and standard symbols)



- a Arrival time
- d Departure time
- s Stops to set down only
- u Stops to pick up only
- c Arrives 4 minutes earlier
- e Arrives 3 minutes earlier
- B To Manchester Piccadilly
- C To Liverpool Lime Street
- H To Preston

London, Milton Keynes and Rugby to Nuneaton, Tamworth, Lichfield, Stafford and Crewe

Saturdays

Operator Days of operation/Notes 1st Class/Reservations/Bus Catering facilities	LM	LM	VT A 1R X	VT B 1R X	VT C 1R X	LM	VT B 1R X	VT B 1R X	VT C 1R X	LM	VT D 1R X	LM	VT C 1R X	VT B 1R X	VT B 1R X	VT C 1R X	LM	VT E 1R X
London Euston (EUS)  d			0603	0629	0633	0643	0713	0733	0743	0746	0802		0807	0813	0833	0843	0846	0902
Watford Junction (WFJ) d			0618u															
Milton Keynes Central (MKC) d			0638	0700	0705	0716			0815	0819						0915	0919	
Northampton (NMP) d	0514	0602																
Rugby (RUG) d	0542	0625	0701			0739				0842								0942
Nuneaton (NUN) d	0554	0637				0754c	0808a			0854					0909a			0954
Atherstone (ATH) d	0600	0643				0800												
Polesworth (PSW) d		0648																
Tamworth (TAM) d	0608	0653			0744	0808							0908	0913				
Lichfield Trent Valley (LTV) d	0614	0659			0750	0814							0914	0919a				
Rugeley Trent Valley (RGL) d	0621	0708				0821							0921					
Stafford (STA) d	0634e	0720	0733	0750	0806	0834e		0850			0924	0934e			0950			1024
Crewe (CRE)  a	0654	0740	0751	0808	0824	0854		0908	0923		0943	0954			1008	1023		1042

Operator Days of operation/Notes 1st Class/Reservations/Bus Catering facilities	LM	VT C 1R X	VT B 1R X	VT B 1R X	VT C 1R X	LM	VT E 1R X	LM	VT C 1R X	VT B 1R X	VT B 1R X	VT C 1R X	LM	VT D 1R X	LM	VT C 1R X	VT B 1R X	VT B 1R X
London Euston (EUS)  d		0907	0913	0933	0943	0946	1002		1007	1013	1033	1043	1046	1102		1107	1113	1133
Watford Junction (WFJ) d					1015	1019						1115	1119					
Milton Keynes Central (MKC) d																		
Northampton (NMP) d																		
Rugby (RUG) d						1042							1142					
Nuneaton (NUN) d	0954		1009a			1054		1054		1109a			1154		1154		1209a	
Atherstone (ATH) d	1000							1100							1200			
Polesworth (PSW) d																		
Tamworth (TAM) d	1008	1013						1108	1113						1208	1213		
Lichfield Trent Valley (LTV) d	1014	1019a						1114	1119a						1214	1219a		
Rugeley Trent Valley (RGL) d	1021							1121							1221			
Stafford (STA) d	1034e			1050			1124	1134e			1150		1224	1234e				1250
Crewe (CRE)  a	1054			1108	1123		1142	1154			1208	1223	1242	1254				1308

Operator Days of operation/Notes 1st Class/Reservations/Bus Catering facilities	VT C 1R X	LM	VT D 1R X	LM	VT C 1R X	VT B 1R X	VT B 1R X	VT C 1R X	LM	VT E 1R X	LM	VT C 1R X	VT B 1R X	VT B 1R X	VT C 1R X	LM	VT D 1R X	LM
London Euston (EUS)  d	1143	1146	1202		1207	1213	1233	1243	1246	1302		1307	1313	1333	1343	1346	1402	
Watford Junction (WFJ) d																		
Milton Keynes Central (MKC) d	1215	1219						1315	1319						1415	1419		
Northampton (NMP) d																		
Rugby (RUG) d		1242							1342							1442		
Nuneaton (NUN) d		1254		1254		1309a			1354		1354		1409a			1454		1454
Atherstone (ATH) d				1300							1400							1500
Polesworth (PSW) d																		
Tamworth (TAM) d				1308	1313						1408	1413						1508
Lichfield Trent Valley (LTV) d				1314	1319a						1414	1419a						1514
Rugeley Trent Valley (RGL) d				1321							1421							1521
Stafford (STA) d			1324	1334e			1350			1424	1434e			1450			1523	1534e
Crewe (CRE)  a	1324		1342	1354			1408	1423		1442	1454			1508	1523		1542	1554

NOTES (see introductory pages for explanation of train operator codes and standard symbols)

- a Arrival time
- d Departure time
- u Stops to pick up only
- c Arrives 3 minutes earlier
- e Arrives 4 minutes earlier
- A To Glasgow Central
- B To Manchester Piccadilly
- C To Liverpool Lime Street
- D To Chester
- E To Holyhead

London, Milton Keynes and Rugby to Nuneaton, Tamworth, Lichfield, Stafford and Crewe

Saturdays

Operator Days of operation/Notes 1st Class/Reservations/Bus Catering facilities	VT C	VT B	VT B	VT C	LM	VT D	LM	VT C	VT B	VT B	VT C	LM	VT E	LM	VT C	VT B	VT B	VT C
London Euston (EUS) d	1407	1413	1433	1443	1446	1502		1507	1513	1533	1543	1546	1602		1607	1613	1633	1643
Watford Junction (WFJ) d				1515	1519						1615	1619						1715
Milton Keynes Central (MKC) d																		
Northampton (NMP) d																		
Rugby (RUG) d					1542		←					1642		←				
Nuneaton (NUN) d		1509a			1554		1554		1609a			1642		1654		1709a		
Atherstone (ATH) d					→		1600							1700				
Polesworth (PSW) d																		
Tamworth (TAM) d	1513						1608	1613							1708	1713		
Lichfield Trent Valley (LTV) d	1519a						1614	1619a							1714	1719a		
Rugeley Trent Valley (RGL) d							1621								1721			
Stafford (STA) d			1550			1623	1634e		1650				1723	1734e			1750	
Crewe (CRE) a			1608	1624		1642	1654		1708	1724		1742	1754				1808	1823

Operator Days of operation/Notes 1st Class/Reservations/Bus Catering facilities	LM	VT D	LM	VT C	VT B	VT B	VT C	LM	VT E	LM	VT C	VT B	VT B	VT C	LM	VT F	VT C	LM
London Euston (EUS) d	1646	1702		1707	1713	1733	1743	1746	1802		1807	1813	1833	1843	1846	1902	1907	
Watford Junction (WFJ) d																		
Milton Keynes Central (MKC) d	1719						1815	1819						1915	1919			
Northampton (NMP) d																		
Rugby (RUG) d	1742		←					1842		←					1942			←
Nuneaton (NUN) d	1754		1754		1809a			1854		1854		1909a			1954			1954
Atherstone (ATH) d	→		1800				→	1900							→			2000
Polesworth (PSW) d																		
Tamworth (TAM) d			1808	1813						1908	1913						2013	2008
Lichfield Trent Valley (LTV) d			1814	1819a						1914	1919a						2020	2014
Rugeley Trent Valley (RGL) d			1821							1921								2021
Stafford (STA) d		1824	1834e			1850		1924	1934e			1950			2024			2040f
Crewe (CRE) a		1842	1854			1908	1923	1942	1954			2008	2023		2042	2049		2104

Operator Days of operation/Notes 1st Class/Reservations/Bus Catering facilities	VT B	VT G	VT B	VT C	LM	VT C	VT B	VT G	LM	VT B	LM
London Euston (EUS) d	1913	1928	1931	1937	1940	2012	2018	2031	2035	2101	
Watford Junction (WFJ) d								2046u	2050		
Milton Keynes Central (MKC) d				2015	2024		2104		2122	2146	
Northampton (NMP) d											
Rugby (RUG) d					2048	2120			2146		←
Nuneaton (NUN) d	2009a				2100		2135a		2158		2158
Atherstone (ATH) d					2105				→		2204
Polesworth (PSW) d											
Tamworth (TAM) d					2113			2157			2212
Lichfield Trent Valley (LTV) d					2120			2204			2218
Rugeley Trent Valley (RGL) d					2127						2225
Stafford (STA) d			2050		2137	2152				2238	2241c
Crewe (CRE) a		2101	2108	2123	2156	2210		2232		2257	2300

NOTES (see introductory pages for explanation of train operator codes and standard symbols)

- a Arrival time
- d Departure time
- u Stops to pick up only
- c Arrives 3 minutes earlier
- e Arrives 4 minutes earlier
- f Arrives 10 minutes earlier
- B To Manchester Piccadilly
- C To Liverpool Lime Street
- D To Chester
- E To Holyhead
- F To Wrexham General
- G To Preston

London, Milton Keynes and Rugby to Nuneaton, Tamworth, Lichfield, Stafford and Crewe

Sundays

Operator Days of operation/Notes 1st Class/Reservations/Bus Catering facilities	LM	VT A 1R X	VT A 1R X	VT B 1R X	LM	VT C 1R X	LM	LM	VT A 1R X	VT B 1R X	VT C 1R X	LM	LM	VT A 1R X	VT B 1R X	LM	VT C 1R X	LM
London Euston (EUS) d	0751	0806	0812	0818		0847		0853	0916	0919	0946		0956	1016	1019		1046	
Watford Junction (WFJ) d	0807	0822u	0834u					0911	0936u				1012	1036u				
Milton Keynes Central (MKC) d	0852	0857	0901	0908	←	0934		0956	1002	1008	1035	←	1057	1104	1109	←	1134	
Northampton (NMP) d	0927				0927			1028				1028	1129			1129		
Rugby (RUG) d	←				0951	1010u		←				1051	←		1145	1151	1209	
Nuneaton (NUN) d			0945a		1004			1047a				1104		1148a		1204		
Atherstone (ATH) d					1010							1110				1210		
Polesworth (PSW) d																		
Tamworth (TAM) d				1003	1018					1103		1118				1218		
Lichfield Trent Valley (LTV) d				1009	1025					1109		1124				1225		
Rugeley Trent Valley (RGL) d					1032		←					1131				1232		←
Stafford (STA) d				1025	1041			1041			1126		1141		1221	1241		1241
Crewe (CRE) a		1018		1043	←	1057	1105			1143	1157	1205			1239	←	1254	1301

Operator Days of operation/Notes 1st Class/Reservations/Bus Catering facilities	LM	VT A 1R X	VT B 1R X	LM	VT A 1R X	VT A 1R X	VT B 1R X	LM	VT D 1R X	LM	VT A 1R X	VT A 1R X	VT B 1R X	LM	VT E 1R X	LM	VT B 1R X	VT A 1R X	
London Euston (EUS) d	1052	1116	1119		1208	1232	1242	1245	1302		1312	1332	1342	1345	1401			1406	1412
Watford Junction (WFJ) d	1114		1136u																
Milton Keynes Central (MKC) d	1159	1203	1210	←	1240		1315	1319					1415	1419					
Northampton (NMP) d	1219			1219															
Rugby (RUG) d	←		1233	1242				1342		←				1442		←			
Nuneaton (NUN) d		1232a		1254	1309a			1354		1354	1409a		1454		1454				1509a
Atherstone (ATH) d				1300				←		1400			←		1500				
Polesworth (PSW) d																			
Tamworth (TAM) d				1308						1408							1508	1513	
Lichfield Trent Valley (LTV) d				1314						1414							1514	1519a	
Rugeley Trent Valley (RGL) d				1321						1421							1521		
Stafford (STA) d			1306	1335c		1350			1424	1435c		1450			1524	1535c			
Crewe (CRE) a			1324	1358		1409	1423		1442	1458		1509	1523		1542	1558			

Operator Days of operation/Notes 1st Class/Reservations/Bus Catering facilities	VT A 1R X	VT B 1R X	LM	VT F 1R X	LM	VT A 1R X	VT A 1R X	VT B 1R X	LM	VT E 1R X	LM	VT B 1R X	VT A 1R X	VT A 1R X	VT B 1R X	LM	VT G 1R X	LM
London Euston (EUS) d	1432	1442	1445	1501		1512	1532	1542	1545	1601		1606	1612	1632	1642	1645	1701	
Watford Junction (WFJ) d																		
Milton Keynes Central (MKC) d		1515	1519					1615	1619						1715	1719		
Northampton (NMP) d																		
Rugby (RUG) d			1542		←				1642		←					1742		←
Nuneaton (NUN) d			1554		1554	1609a			1654		1654		1709a			1754		1754
Atherstone (ATH) d			←		1600				←		1700				←			1800
Polesworth (PSW) d																		
Tamworth (TAM) d					1608						1708	1713						1808
Lichfield Trent Valley (LTV) d					1614						1714	1719a						1814
Rugeley Trent Valley (RGL) d					1621						1721							1821
Stafford (STA) d	1550			1623	1635c		1650			1724	1735c			1750				1824
Crewe (CRE) a	1609	1623		1641	1659		1708	1723		1743	1754			1808	1823			1842

NOTES (see introductory pages for explanation of train operator codes and standard symbols)

- a Arrival time
- d Departure time
- u Stops to pick up only
- c Arrives 5 minutes earlier
- e Arrives 4 minutes earlier
- A To Manchester Piccadilly
- B To Liverpool Lime Street
- C To Glasgow Central
- D To Holyhead
- E To Chester
- F To Chester/Blackpool North
- G To Wrexham General

London, Milton Keynes and Rugby to Nuneaton, Tamworth, Lichfield, Stafford and Crewe

Sundays

Operator Days of operation/Notes 1st Class/Reservations/Bus Catering facilities	VT B	VT A	VT A	VT B	LM	VT D	LM	VT B	VT A	VT A	VT B	LM	VT D	LM	VT B	VT A	VT A	VT B
	11R	11R	11R	11R		11R		11R	11R	11R	11R		11R		11R	11R	11R	11R
	⊗	⊗	⊗	⊗		⊗		⊗	⊗	⊗	⊗		⊗		⊗	⊗	⊗	⊗
London Euston (EUS) d	1706	1712	1732	1742	1745	1801		1806	1812	1832	1842	1845	1901		1904	1912	1932	1942
Watford Junction (WFJ) d																		
Milton Keynes Central (MKC) d				1815	1819						1915	1919						2015
Northampton (NMP) d																		
Rugby (RUG) d					1842		←					1942		←				
Nuneaton (NUN) d		1809a			1854			1854		1909a		1954		1954		2009a		
Atherstone (ATH) d					→			1900										
Polesworth (PSW) d																		
Tamworth (TAM) d	1813							1908	1913									
Lichfield Trent Valley (LTV) d	1819a							1914	1919a						2008	2013		
Rugeley Trent Valley (RGL) d								1921							2014	2019a		
Stafford (STA) d			1850			1924	1935c			1950			2024	2035c			2050	
Crewe (CRE) a			1908	1923		1942	1954			2008	2023		2042	2055			2108	2123

Operator Days of operation/Notes 1st Class/Reservations/Bus Catering facilities	LM	VT E	LM	VT A	VT H	VT A	VT B	VT H	VT B	VT A
		11R		11R	11R	11R	11R	11R	11R	11R
		⊗		⊗	⊗	⊗	⊗	⊗	⊗	⊗
London Euston (EUS) d	1945	2001		2012	2028	2031	2039	2053	2121	2149
Watford Junction (WFJ) d										2209u
Milton Keynes Central (MKC) d	2019						2124	2139		2242
Northampton (NMP) d										
Rugby (RUG) d	2042		←					2203		2318
Nuneaton (NUN) d	2054		2054	2109a					2259	2329
Atherstone (ATH) d	→		2100							
Polesworth (PSW) d										
Tamworth (TAM) d			2108				2203			
Lichfield Trent Valley (LTV) d			2114				2210			
Rugeley Trent Valley (RGL) d			2121							
Stafford (STA) d		2124	2135c			2150	2225		2325	2352s
Crewe (CRE) a		2142	2154		2201	2208	2243	2248	2346	0015

NOTES (see introductory pages for explanation of train operator codes and standard symbols)

- a Arrival time
- d Departure time
- s Stops to set down only
- u Stops to pick up only
- c Arrives 5 minutes earlier
- A To Manchester Piccadilly
- B To Liverpool Lime Street
- D To Holyhead
- E To Chester
- H To Preston

Crewe and Stafford to Lichfield, Tamworth, Nuneaton, Rugby, Milton Keynes and London

Mondays to Fridays

Operator Days of operation/Notes 1st Class/Reservations/Bus Catering facilities	LM	VT A 1R X	LM	VT B 1R X	VT C 1R X	LM	VT A 1R X	VT B 1R X	VT D 1R X	VT A 1R X	LM	VT A 1R X	LM	VT B 1R X	VT E 1R X	VT A 1R X	LM	VT B 1R X
Crewe (CRE) 10 d	0510	0537	0545	0603			0631		0655		0713	0732			0755		0813	0823
Stafford (STA) d	0533	0556	0609e	0622				0654	0714		0732	0752			0814		0832	
Rugeley Trent Valley (RGL) d			0620								0742						0842	
Lichfield Trent Valley (LTV) d	0549		0628		0641			0710			0749			0814			0849	
Tamworth (TAM) d	0556		0635		0648			0718			0756			0822c			0856	
Atherstone (ATH) d	0604		0643								0804						0904	
Nuneaton (NUN) d	0612	0620	0650			0650	0711			0743	0811		0811			0843	0911	
Rugby (RUG) a	0625	0632		0654		0706		0737					0826					
Northampton (NMP) a																		
Milton Keynes Central (MKC) a	0648	0652		0715	0724	0729							0849					0927
Watford Junction (WFJ) a																		
London Euston (EUS) 15 a	0724	0727		0753	0800	0805	0811	0827	0835	0841		0909	0925	0934	0938	0946		1003

Operator Days of operation/Notes 1st Class/Reservations/Bus Catering facilities	VT A 1R X	LM	VT B 1R X	VT F 1R X	VT A 1R X	LM	VT B 1R X	VT A 1R X	LM	VT B 1R X	VT G 1R X	VT A 1R X	LM	VT B 1R X	VT A 1R X	LM	VT B 1R X	VT F 1R X	
Crewe (CRE) 10 d	0832			0855		0913	0923	0932			0955		1013	1023	1032				1055
Stafford (STA) d	0852			0914		0932		0952			1014		1032		1052				1114
Rugeley Trent Valley (RGL) d						0942							1042						
Lichfield Trent Valley (LTV) d			0914			0949			1014				1049					1114	
Tamworth (TAM) d			0922c			0956			1020				1056					1122c	
Atherstone (ATH) d						1004							1104						
Nuneaton (NUN) d		0911			0943	1011			1011		1043		1111			1111			
Rugby (RUG) a		0926							1026										
Northampton (NMP) a																			
Milton Keynes Central (MKC) a		0948					1027		1048					1127		1148			
Watford Junction (WFJ) a																			
London Euston (EUS) 15 a	1011	1024	1030	1035	1041		1103	1109	1124	1130	1135	1141		1203	1209	1224	1230	1235	

Operator Days of operation/Notes 1st Class/Reservations/Bus Catering facilities	VT A 1R X	LM	VT B 1R X	VT A 1R X	LM	VT B 1R X	VT G 1R X	VT A 1R X	LM	VT B 1R X	VT A 1R X	LM	VT G 1R X	VT A 1R X	LM	VT B 1R X	VT A 1R X	LM
Crewe (CRE) 10 d		1113	1123	1132			1155		1213	1223	1232		1255		1313	1323	1332	
Stafford (STA) d		1132		1152			1214		1232		1253		1314		1332		1352	
Rugeley Trent Valley (RGL) d		1142							1242						1342			
Lichfield Trent Valley (LTV) d		1149				1214			1249						1349			
Tamworth (TAM) d		1156				1222c			1256						1356			
Atherstone (ATH) d		1204							1304						1404			
Nuneaton (NUN) d	1143	1211				1211		1243	1311			1311		1343	1411			1411
Rugby (RUG) a						1226						1326						1426
Northampton (NMP) a																		
Milton Keynes Central (MKC) a			1227		1248					1327		1348				1427		1448
Watford Junction (WFJ) a																		
London Euston (EUS) 15 a	1241		1303	1309	1324	1330	1335	1341		1403	1409	1424	1435	1441		1503	1509	1524

NOTES (see introductory pages for explanation of train operator codes and standard symbols)

- a Arrival time
- d Departure time
- c Arrives 3 minutes earlier
- e Arrives 4 minutes earlier
- A From Manchester Piccadilly
- B From Liverpool Lime Street
- C From Lancaster
- D From Blackpool North/Holyhead
- E From Holyhead/Wrexham General
- F From Holyhead
- G From Chester

Crewe and Stafford to Lichfield, Tamworth, Nuneaton, Rugby, Milton Keynes and London

Mondays to Fridays

Operator Days of operation/Notes 1st Class/Reservations/Bus Catering facilities	VT B 1R	VT G 1R	VT A 1R	LM	VT B 1R	VT A 1R	LM	VT B 1R	VT F 1R	VT A 1R	LM	VT B 1R	VT A 1R	LM	VT B 1R	VT A 1R	LM	VT G 1R	VT A 1R
Crewe (CRE) 10 d		1355		1413	1423	1432			1455		1513	1523	1529	1532				1555	
Stafford (STA) d		1414		1432		1452			1514		1532		1552					1614	
Rugeley Trent Valley (RGL) d				1442							1542								
Lichfield Trent Valley (LTV) d	1414			1449				1514			1549		1601						
Tamworth (TAM) d	1422c			1456				1522c			1556		1610c					1610c	
Atherstone (ATH) d				1504							1604								
Nuneaton (NUN) d			1443	1511			1511			1543	1611					1611			1643
Rugby (RUG) a							1526									1626	1635		
Northampton (NMP) a																			
Milton Keynes Central (MKC) a					1528		1548					1627				1648			
Watford Junction (WFJ) a																			
London Euston (EUS) 15 a	1530	1535	1543		1604	1611	1624	1631	1636	1642		1703			1711	1724	1732	1735	1741

Operator Days of operation/Notes 1st Class/Reservations/Bus Catering facilities	LM	VT B 1R	VT A 1R	LM	VT B 1R	VT F 1R	VT A 1R	LM	VT B 1R	VT A 1R	LM	VT G 1R	VT A 1R	LM	VT B 1R	VT A 1R	LM	VT B 1R	VT A 1R
Crewe (CRE) 10 d	1613	1623	1632				1655	1713	1723	1732		1755		1813	1823	1832			
Stafford (STA) d	1632		1652				1714	1732	1752		1814		1832	1823	1852				
Rugeley Trent Valley (RGL) d	1642							1742					1842						
Lichfield Trent Valley (LTV) d	1649						1714	1749					1849						1914
Tamworth (TAM) d	1656				1722c			1756					1856						1922c
Atherstone (ATH) d	1704							1804					1904						
Nuneaton (NUN) d	1711			1711			1743	1811			1811	1843	1911					1911	
Rugby (RUG) a				1726							1826							1926	
Northampton (NMP) a																			
Milton Keynes Central (MKC) a		1728		1748				1827		1848				1927				1948	
Watford Junction (WFJ) a																			
London Euston (EUS) 15 a		1805	1810	1824	1830	1836	1842		1903	1911	1924	1937	1941		2003	2009	2024	2030	

Operator Days of operation/Notes 1st Class/Reservations/Bus Catering facilities	VT A 1R	LM	VT B 1R	VT A 1R	LM	VT A 1R	LM	VT B 1R	VT A 1R	LM	VT H 1R	VT A 1R	LM	VT B 1R	VT A 1R	LM	VT FX A 1R	VT FO A 1R
Crewe (CRE) 10 d		1913	1923	1932			2013	2023	2032		2046		2113	2134		2213		
Stafford (STA) d		1932		1952			2032		2052				2132	2155		2232		
Rugeley Trent Valley (RGL) d		1942					2042						2142			2242		
Lichfield Trent Valley (LTV) d		1949					2049						2149		2217	2249		
Tamworth (TAM) d		1956					2056						2156		2224	2256		
Atherstone (ATH) d		2004					2104						2204		2304			
Nuneaton (NUN) d	1943	2011				2011	2027	2111			2111	2126	2221	2221	2311	2326	2327	
Rugby (RUG) a						2028	2039				2126	2131	2226	2232	2328	2338	2341	
Northampton (NMP) a													2251					
Milton Keynes Central (MKC) a			2027		2051	2059		2129		2148	2152	2157		2256	2301		0014	0021
Watford Junction (WFJ) a				2056s					2157s					2331s	2336s		0050s	0049s
London Euston (EUS) 15 a	2041		2103	2113	2127	2134		2205	2214	2224	2227	2231		2353	2358		0113	0111

NOTES (see introductory pages for explanation of train operator codes and standard symbols)

- a Arrival time
- d Departure time
- s Stops to set down only
- c Arrives 3 minutes earlier
- A From Manchester Piccadilly
- B From Liverpool Lime Street
- F From Holyhead
- G From Chester
- H From Glasgow Central
- FO Fridays only
- FX Not Fridays

Crewe and Stafford to Lichfield, Tamworth, Nuneaton, Rugby, Milton Keynes and London

Saturdays

Operator Days of operation/Notes 1st Class/Reservations/Bus Catering facilities	LM	VT A 1R X	LM	VT B 1R X	VT C 1R X	LM	VT A 1R X	LM	VT B 1R X	VT D 1R X	VT A 1R X	LM	VT B 1R X	VT A 1R X	LM	VT B 1R X	VT E 1R X	VT A 1R X
Crewe (CRE) 10 d	0525	0537		0603		0606	0632			0655		0713	0723	0732				0755
Stafford (STA) d	0544	0556		0622		0632e			0654	0714		0732		0752				0814
Rugeley Trent Valley (RGL) d	0554		←			0642		←				0742						
Lichfield Trent Valley (LTV) d	0602		0602		0642	0649		0649	0710			0749					0814	
Tamworth (TAM) d	←		0608		0649	←		0656	0718			0756					0822c	
Atherstone (ATH) d			0617					0704				0804						
Nuneaton (NUN) d		0620	0624				0711				0743		0811		0811			0843
Rugby (RUG) a		0632	0640	0652				0726	0737			←				0826		
Northampton (NMP) a																		
Milton Keynes Central (MKC) a		0652	0702	0713	0725			0749					0828		0848			
Watford Junction (WFJ) a							0756s											
London Euston (EUS) 15 a		0727	0738	0753	0800		0814	0827	0830	0835	0841		0904	0910	0924	0930	0935	0941

Operator Days of operation/Notes 1st Class/Reservations/Bus Catering facilities	LM	VT B 1R X	VT A 1R X	LM	VT B 1R X	VT F 1R X	VT A 1R X	LM	VT B 1R X	VT A 1R X	LM	VT B 1R X	VT F 1R X	VT A 1R X	LM	VT B 1R X	VT A 1R X	LM
Crewe (CRE) 10 d	0813	0823	0832		0843	0855		0913	0923	0932		0944	0955		1013	1023	1032	
Stafford (STA) d	0832		0852			0914		0932		0952			1014		1032		1052	
Rugeley Trent Valley (RGL) d	0842							0942							1042			
Lichfield Trent Valley (LTV) d	0849				0914			0949				1014			1049			
Tamworth (TAM) d	0856				0922c			0956				1022			1056			
Atherstone (ATH) d	0904			←				1004		←					1104			←
Nuneaton (NUN) d	0911			0911			0943	1011			1011			1043	1111			1111
Rugby (RUG) a	←			0926				←			1026			←				1126
Northampton (NMP) a																		
Milton Keynes Central (MKC) a		0927		0948					1027		1048					1127		1148
Watford Junction (WFJ) a																		
London Euston (EUS) 15 a		1003	1009	1024	1030	1035	1041		1103	1109	1124	1130	1135	1141		1203	1209	1224

Operator Days of operation/Notes 1st Class/Reservations/Bus Catering facilities	VT B 1R X	VT F 1R X	VT A 1R X	LM	VT B 1R X	VT A 1R X	LM	VT B 1R X	VT D 1R X	VT A 1R X	LM	VT B 1R X	VT A 1R X	LM	VT B 1R X	VT D 1R X	VT A 1R X	LM	
Crewe (CRE) 10 d		1055		1113	1123	1132			1155		1213	1223	1232				1255		1313
Stafford (STA) d		1114		1132		1152			1214		1232		1252				1314		1332
Rugeley Trent Valley (RGL) d				1142							1242								1342
Lichfield Trent Valley (LTV) d	1114			1149				1214			1249				1314				1349
Tamworth (TAM) d	1122c			1156				1222			1256				1322c				1356
Atherstone (ATH) d				1204			←				1304								1404
Nuneaton (NUN) d			1143	1211			←			1242	1311			←	1311				1411
Rugby (RUG) a				←				←			←			←	1326				←
Northampton (NMP) a																			
Milton Keynes Central (MKC) a					1227		1248					1327		1348					
Watford Junction (WFJ) a																			
London Euston (EUS) 15 a	1230	1235	1241		1303	1309	1324	1330	1335	1341		1403	1409	1424	1430	1435	1441		

NOTES (see introductory pages for explanation of train operator codes and standard symbols)

- a Arrival time
- d Departure time
- s Stops to set down only
- c Arrives 3 minutes earlier
- e Arrives 7 minutes earlier
- A From Manchester Piccadilly
- B From Liverpool Lime Street
- C From Lancaster
- D From Chester
- E From Holyhead/Wrexham General
- F From Holyhead

Crewe and Stafford to Lichfield, Tamworth, Nuneaton, Rugby, Milton Keynes and London

Saturdays

Operator Days of operation/Notes 1st Class/Reservations/Bus Catering facilities	VT B	VT A	LM	VT B	VT D	VT A	LM	VT B	VT A	LM	VT B	VT D	VT A	LM	VT B	VT A	LM	VT B	VT A	
Crewe (CRE)	10 d	1323	1332			1355		1413	1423	1432			1455		1513	1523	1532			
Stafford (STA)	d		1352			1414		1432	1452			1514		1532	1552					
Rugeley Trent Valley (RGL)	d							1442						1542						
Lichfield Trent Valley (LTV)	d					1414		1449			1514			1549					1614	
Tamworth (TAM)	d					1422c		1456			1522c			1556					1622c	
Atherstone (ATH)	d							1504						1604						
Nuneaton (NUN)	d			1411		1443		1511		1511		1543		1611					1611	
Rugby (RUG)	a			1426						1526									1627	
Northampton (NMP)	a																			
Milton Keynes Central (MKC)	a	1427		1448					1528		1548							1627	1648	
Watford Junction (WFJ)	a																			
London Euston (EUS)	15 a	1503	1509	1524	1530	1535	1541		1604	1610	1624	1630	1635	1641			1703	1709	1724	1730

Operator Days of operation/Notes 1st Class/Reservations/Bus Catering facilities	VT F	VT A	LM	VT B	VT A	LM	VT B	VT F	VT A	LM	VT B	VT A	LM	VT B	VT A	LM	VT B	VT A	LM	VT B	VT A
Crewe (CRE)	10 d	1555		1613	1623	1632			1655		1713	1723	1732						1813	1823	1832
Stafford (STA)	d	1614		1632	1652			1714		1732	1752								1832	1852	
Rugeley Trent Valley (RGL)	d			1642						1742									1842		
Lichfield Trent Valley (LTV)	d			1649				1714		1749				1814					1849		
Tamworth (TAM)	d			1656				1722c		1756				1822c					1856		
Atherstone (ATH)	d			1704						1804									1904		
Nuneaton (NUN)	d		1643	1711			1711		1743	1811		1811		1843	1911						
Rugby (RUG)	a						1726					1826									
Northampton (NMP)	a																				
Milton Keynes Central (MKC)	a			1727		1748				1827		1848							1927		
Watford Junction (WFJ)	a																				2002s
London Euston (EUS)	15 a	1735	1741		1803	1809	1824	1830	1835	1841		1903	1909	1924	1930	1941			2003		2025

Operator Days of operation/Notes 1st Class/Reservations/Bus Catering facilities	LM	VT A	LM	VT B	VT A	LM	VT A	LM	VT B	LM	VT G	VT A
Crewe (CRE)	10 d		1913	1923	1932			2013	2023		2044	
Stafford (STA)	d		1932	1952			2032	2103				
Rugeley Trent Valley (RGL)	d		1942				2042					
Lichfield Trent Valley (LTV)	d		1949				2049				2117	
Tamworth (TAM)	d		1956				2056				2124	
Atherstone (ATH)	d		2004				2104					
Nuneaton (NUN)	d	1911	1943	2011		2011	2028	2111		2111		
Rugby (RUG)	a	1926			2022	2026		2126	2133			
Northampton (NMP)	a					2046						
Milton Keynes Central (MKC)	a	1948		2030	2045		2100	2130	2150	2156	2203	
Watford Junction (WFJ)	a	2019			2115s		2129s		2224	2228s	2233s	
London Euston (EUS)	15 a	2039	2058		2127	2133		2152		2225	2244	2259

NOTES (see introductory pages for explanation of train operator codes and standard symbols)

- a Arrival time
- d Departure time
- s Stops to set down only
- c Arrives 3 minutes earlier
- A From Manchester Piccadilly
- B From Liverpool Lime Street
- D From Chester
- F From Holyhead
- G From Glasgow Central

Crewe and Stafford to Lichfield, Tamworth, Nuneaton, Rugby, Milton Keynes and London

Sundays

Operator Days of operation/Notes 1st Class/Reservations/Bus Catering facilities	VT A	VT B	VT A	VT B	VT C	LM	VT B	VT D	LM	VT C	VT A	VT A	LM	VT B	VT C	LM	VT E	LM	
	1R	1R	1R	1R	1R		1R	1R		1R	1R	1R		1R	1R		1R		
Crewe (CRE)	10 d	0841	0849		0915	0943	0952	1015	1037		1046	1056		1113	1123	1142		1151	1213
Stafford (STA)	d	0900			0934		1017e	1034	1056					1132				1210	1232
Rugeley Trent Valley (RGL)	d						1028							1142					1242
Lichfield Trent Valley (LTV)	d			0924			1035							1149					1249
Tamworth (TAM)	d						1042							1156					1256
Atherstone (ATH)	d						1050							1204					1304
Nuneaton (NUN)	d		0929				1057			1057			1149	1211			1211		1311
Rugby (RUG)	a					1030				1114	1134		1203				1226		
Northampton (NMP)	a									1135									
Milton Keynes Central (MKC)	a	1008			1043	1105		1145		1155	1209	1216	1224				1229		1300
Watford Junction (WFJ)	a	1036s	1041s		1115s	1143s				1227									
London Euston (EUS)	15 a	1059	1104	1110	1140	1209		1228	1237	1242	1245	1254	1301		1306	1318	1325	1336	

Operator Days of operation/Notes 1st Class/Reservations/Bus Catering facilities	VT B	VT A	LM	VT B	VT F	VT A	LM	VT B	VT A	LM	VT E	VT A	LM	VT B	VT A	LM	VT B	VT E	
	1R	1R		1R	1R	1R		1R	1R		1R	1R		1R	1R		1R	1R	
Crewe (CRE)	10 d	1223	1232		1243	1255		1313	1323	1332		1355		1413	1423	1432		1432	1455
Stafford (STA)	d		1252			1314		1332		1352		1414		1432		1452			1514
Rugeley Trent Valley (RGL)	d							1342						1442					
Lichfield Trent Valley (LTV)	d				1314			1349						1449					1514
Tamworth (TAM)	d				1322			1356						1456					1522c
Atherstone (ATH)	d							1404						1504					
Nuneaton (NUN)	d				1311		1343	1411			1411	1443	1511				1511		
Rugby (RUG)	a				1326					1426							1526		
Northampton (NMP)	a																		
Milton Keynes Central (MKC)	a	1327		1348				1427		1448				1528		1548			
Watford Junction (WFJ)	a																		
London Euston (EUS)	15 a	1404	1410	1425	1431	1436	1443	1504	1510	1525	1536	1543		1605	1611	1625	1631	1636	

Operator Days of operation/Notes 1st Class/Reservations/Bus Catering facilities	VT A	LM	VT B	VT A	LM	VT B	VT E	VT A	LM	VT B	VT A	LM	VT B	VT D	VT A	LM	VT B	VT A	
	1R		1R	1R		1R	1R	1R		1R	1R		1R	1R	1R		1R	1R	
Crewe (CRE)	10 d		1513	1523	1532			1555		1613	1623	1632			1655		1713	1723	1732
Stafford (STA)	d		1532		1552			1614		1632		1652			1714		1732		1752
Rugeley Trent Valley (RGL)	d		1542							1642							1742		
Lichfield Trent Valley (LTV)	d		1549				1614			1649				1714			1749		
Tamworth (TAM)	d		1556				1622c			1656				1722c			1756		
Atherstone (ATH)	d		1604							1704							1804		
Nuneaton (NUN)	d	1543	1611				1611		1643	1711			1711		1743		1811		
Rugby (RUG)	a					1626							1726						
Northampton (NMP)	a																		
Milton Keynes Central (MKC)	a			1627		1648				1727		1748							1828
Watford Junction (WFJ)	a																		
London Euston (EUS)	15 a	1642		1704	1710	1725	1731	1736	1743		1804	1810	1825	1831	1836	1843		1905	1911

NOTES (see introductory pages for explanation of train operator codes and standard symbols)

- a Arrival time
- d Departure time
- s Stops to set down only
- c Arrives 3 minutes earlier
- e Arrives 7 minutes earlier
- A From Manchester Piccadilly
- B From Liverpool Lime Street
- C From Preston
- D From Chester
- E From Holyhead
- F From Wrexham General

Crewe and Stafford to Lichfield, Tamworth, Nuneaton, Rugby, Milton Keynes and London

Sundays

Operator Days of operation/Notes 1st Class/Reservations/Bus Catering facilities	LM	VT B 1R 2R 3R	VT D 1R 2R 3R	VT A 1R 2R 3R	LM	VT B 1R 2R 3R	VT A 1R 2R 3R	LM	VT A 1R 2R 3R	LM	VT B 1R 2R 3R	VT A 1R 2R 3R	VT A 1R 2R 3R	LM	VT A 1R 2R 3R	LM	VT B 1R 2R 3R	VT G 1R 2R 3R
Crewe (CRE) 10 d			1755		1813	1823	1832			1913	1923	1932				2013	2023	2049
Stafford (STA) d			1814		1832		1852			1932		1952				2032	2043	
Rugeley Trent Valley (RGL) d					1842					1942						2042		
Lichfield Trent Valley (LTV) d		1813			1849					1949			2017			2049		
Tamworth (TAM) d		1822			1856					1956						2056		
Atherstone (ATH) d		←			1904			←		2004						2104		
Nuneaton (NUN) d	1811			1843	1911			1911	1943	2011				2043		2111		
Rugby (RUG) a	1826				→			1926		2026			2038	←		→		
Northampton (NMP) a										2047				2047				
Milton Keynes Central (MKC) a	1848					1927		1948		→	2027			2103	2114		2135	2152
Watford Junction (WFJ) a												2128s	2133				2211s	2229s
London Euston (EUS) 15 a	1925	1931	1936	1942		2004	2010	2025	2042		2104	2114	2147	2154	2202		2237	2252

Operator Days of operation/Notes 1st Class/Reservations/Bus Catering facilities	LM	LM	VT B 1R 2R 3R
Crewe (CRE) 10 d		2113	2124
Stafford (STA) d		2131	2143
Rugeley Trent Valley (RGL) d		2141	
Lichfield Trent Valley (LTV) d		2148	2201
Tamworth (TAM) d		2155	2207
Atherstone (ATH) d		←	2203
Nuneaton (NUN) d	2111	2210	2219
Rugby (RUG) a	2126	2225	2232
Northampton (NMP) a	2147	2247	
Milton Keynes Central (MKC) a	2210		2305
Watford Junction (WFJ) a	2253		2336s
London Euston (EUS) 15 a	2316		2355

NOTES (see introductory pages for explanation of train operator codes and standard symbols)

- a Arrival time
- d Departure time
- s Stops to set down only
- A From Manchester Piccadilly
- B From Liverpool Lime Street
- D From Chester
- G From Glasgow Central