

Swansea and Cardiff to Hereford, Shrewsbury, Crewe, Manchester, Wrexham, Chester and North Wales

Mondays to Fridays

Operator Days of operation/Notes 1st Class/Reservations/Bus/Ferry Catering facilities	AW ◇	AW A ◇	AW ◇	VT B 1 1 1 1 1 1 1 1 1	AW ◇	AW 1 1 1 1	AW ◇	AW ◇	AW C ◇	AW ◇	AW ◇	AW ◇	AW D ◇	AW 1 1 1 1	AW ◇	AW E ◇	AW ◇
Fishguard Harbour (FGH)	d																
Milford Haven (MFH)	d																
Pembroke Dock (PMD)	d																
Tenby (TEN)	d																
Carmarthen (CMN)	d															0446	
Llanelli (LLE)	d															0512	
Swansea (SWA)	d												0543				
Neath (NTH)	d												0555				
Port Talbot Parkway (PTA)	d												0602				
Bridgend (BGN)	d												0619				
Cardiff Central (CDF)	d					0433		0519		0549			0646				0719
Newport (South Wales) (NWP)	d					0452		0538		0602			0659				0732
Cwmbran (CWM)	d					0504		0549		0612			0711				0743
Pontypool And New Inn (PPL)	d					0510		0554		0618							0749
Abergavenny (AGV)	d					0520		0604		0627			0724				0758
Hereford (HFD)	a					0546		0629		0653			0750				0823
Hereford (HFD)	d					0546		0629		0653			0751				0824
Leominster (LEO)	d					0559		0642		0706			0804				0837
Ludlow (LUD)	d					0611		0653		0716			0815				0847
Craven Arms (CRV)	d					0619		0701	0710	0725			0824		0835		0856
Church Stretton (CTT)	d					0629		0709	0721	0733			0834		0847		0904
Shrewsbury (SHR)	a					0645		0725	0738	0749			0851		0903		0924
Shrewsbury (SHR)	d	0531	0538	0615		0622	0646	0726		0749		0819	0827	0851			0926
Yorton (YRT)	d	0540x				0631x						0829x					
Wem (WEM)	d	0545				0636	0659			0800		0835					
Prees (PRS)	d	0550x				0641x						0840x					
Whitchurch (Shropshire) (WTC)	d	0557				0648	0709			0809		0847		0908			
Wrenbury (WRE)	d	0603x				0654x						0854x					
Nantwich (NAN)	d	0609				0700	0719			0818		0900		0919			
Crewe (CRE)	a	0622				0709	0730			0829		0912		0930			
Wilmslow (WML)	a						0750			0850				0950			
Stockport (SPT)	a						0800			0900				1001			
Manchester Piccadilly (MAN)	a						0813			0913				1013			
Gobowen (GOB)	d		0555	0632					0744				0845				0943
Chirk (CRK)	d		0601	0638					0749				0850				0949
Ruabon (RUA)	d		0607	0644					0756				0857				0955
Wrexham General (WRX)	d		0615	0655c	0703			0745	0802			0836	0903		0940		1002
Chester (CTR)	a		0633	0716	0720			0804	0821			0855	0925		0959		1021
Rhyl (RHL)	a								0856				1001				1059
Colwyn Bay (CWB)	a								0909				1010				1110
Llandudno Junction (LLJ)	a								0917				1017				1117
Llandudno (LLD)	a																
Bangor (Gwynedd) (BNG)	a								0941				1044				1135
Holyhead (HHD)	a								1012				1126				1203

For the complete service between West Wales, Swansea and Cardiff see table 126

For the complete service between Cardiff and Newport see table 128

For the complete service between Crewe and Manchester see table 093

For the complete service between Chester and North Wales see table 077

For clarity, the complete service between Shrewsbury and Chester, as shown in table 075, is replicated here

NOTES (see introductory pages for explanation of train operator codes and standard symbols)

- a Arrival time
- d Departure time
- x Stops on request
- c Arrives 4 minutes earlier

- A To Liverpool Lime Street
- B To London Euston
- C From Llandrindod
- D From Birmingham International
- E Via Llandrindod

Swansea and Cardiff to Hereford, Shrewsbury, Crewe, Manchester, Wrexham, Chester and North Wales

Mondays to Fridays

Operator	AW	AW	AW	AW	AW	AW	AW	AW	AW	AW	AW	AW	AW	AW	AW	AW	AW
Days of operation/Notes	◇	◇	◇	◇	◇	◇	◇	◇	◇	◇	◇	◇	◇	◇	◇	◇	◇
1st Class/Reservations/Bus/Ferry	⚡			⚡	⚡												
Catering facilities	⚡			⚡	⚡												
Fishguard Harbour (FGH)	d																
Milford Haven (MFH)	d								0700								0900
Pembroke Dock (PMD)	d																
Tenby (TEN)	d																
Carmarthen (CMN)	d	0601							0759								0957
Llanelli (LLE)	d	0631						0752e	0827								1027
Swansea (SWA)	d							0729	0854								1054
Neath (NTH)	d								0906								1106
Port Talbot Parkway (PTA)	d	0707							0913								1114
Bridgend (BGN)	d	0721							0927								1128
Cardiff Central (CDF)	d	0753			0853		0923		0953			1053		1123			1153
Newport (South Wales) (NWP)	d	0807			0907		0938		1007			1107		1137			1208
Cwmbran (CWM)	d	0817			0919		0948		1017			1119		1148			1218
Pontypool And New Inn (PPL)	d	0822					0953							1154			
Abergavenny (AGV)	d	0831			0933		1003		1029			1133		1204			1230
Hereford (HFD)	a	0856			0958		1028		1055			1158		1230			1255
Hereford (HFD)	d	0857			0959		1028		1055			1159		1231			1256
Leominster (LEO)	d	0910			1013				1108			1212					1309
Ludlow (LUD)	d	0920			1025		1049		1120			1224		1251			1319
Craven Arms (CRV)	d	0929					1057	1114	1129					1259			1328
Church Stretton (CTT)	d	0937					1106	1125	1138					1307			1336
Shrewsbury (SHR)	a	0953			1054		1122	1142	1154			1252		1322			1352
Shrewsbury (SHR)	d	0954		1019	1026	1055		1127	1154		1219	1225	1255	1327			1353
Yorton (YRT)	d			1029x							1229x						
Wem (WEM)	d			1035							1235						
Prees (PRS)	d			1040x							1240x						
Whitchurch (Shropshire) (WTC)	d	1010		1047					1211		1247						1410
Wrenbury (WRE)	d			1054x							1254x						
Nantwich (NAN)	d	1019		1100					1220		1300						1419
Crewe (CRE)	a	1029		1112		1128			1230		1312		1328				1429
Wilmslow (WML)	a	1050				1150			1250				1349				1450
Stockport (SPT)	a	1101				1201			1301				1401				1501
Manchester Piccadilly (MAN)	a	1113				1213			1313				1413				1513
Gobowen (GOB)	d			1044			1145				1243			1344			
Chirk (CRK)	d			1049			1151				1248			1350			
Ruabon (RUA)	d			1056			1157				1255			1356			
Wrexham General (WRX)	d		1037	1102		1151	1204			1241	1301		1343	1403			1438
Chester (CTR)	a		1058	1121		1210	1225			1302	1321		1402	1421			1457
Rhyl (RHL)	a			1156			1300				1356			1458			
Colwyn Bay (CWB)	a			1211			1310				1406			1510			
Llandudno Junction (LLJ)	a			1218			1318				1414			1518			
Llandudno (LLD)	a																
Bangor (Gwynedd) (BNG)	a			1242			1336				1441			1535			
Holyhead (HHD)	a			1322			1415				1521			1616			









NOTES (see introductory pages for explanation of train operator codes and standard symbols)

- a Arrival time
- d Departure time
- x Stops on request
- e Calls at Llanelli after Swansea

- D From Birmingham International
- E Via Llandrindod

Swansea and Cardiff to Hereford, Shrewsbury, Crewe, Manchester, Wrexham, Chester and North Wales

Mondays to Fridays









Operator	AW	AW D	AW E	AW	AW	AW	AW	AW	AW	AW	AW	AW	AW	AW	AW	AW	AW
Days of operation/Notes	◇	◇	◇	◇	◇	◇	◇	◇	◇	◇	◇	◇	◇	◇	◇	◇	◇
1st Class/Reservations/Bus/Ferry	◇	◇	◇	◇	◇	◇	◇	◇	◇	◇	◇	◇	◇	◇	◇	◇	◇
Catering facilities	⌘	⌘	⌘	⌘	⌘	⌘	⌘	⌘	⌘	⌘	⌘	⌘	⌘	⌘	⌘	⌘	⌘
Fishguard Harbour (FGH) 	d																1257
Milford Haven (MFH)	d						1059										
Pembroke Dock (PMD)	d																
Tenby (TEN)	d																
Carmarthen (CMN)	d																1354
Llanelli (LLE) 	d			1110e													1422
Swansea (SWA)	d			1048													1455
Neath (NTH)	d																1507
Port Talbot Parkway (PTA)	d																1514
Bridgend (BGN)	d																1528
Cardiff Central (CDF) 	d			1254		1323	1353				1450		1523	1551			1616
Newport (South Wales) (NWP)	d			1307		1336	1407				1504		1537	1604			1630
Cwmbran (CWM)	d			1319		1346	1417				1515		1547	1615			1640
Pontypool And New Inn (PPL)	d					1352							1553	1620			1645
Abergavenny (AGV)	d			1333		1401	1430				1529		1603	1630			1654
Hereford (HFD) 	a			1358		1427	1455				1555		1628	1655			1719
Hereford (HFD) 	d			1359		1427	1455				1555		1628	1655			1720
Leominster (LEO)	d			1413			1508				1609		1641	1708			1732
Ludlow (LUD)	d			1425		1448	1519				1620		1652	1719			1743
Craven Arms (CRV)	d			1414		1456	1527						1700				1752
Church Stretton (CTT)	d			1425		1505	1536						1709				1801
Shrewsbury (SHR)	a			1442	1454	1523	1552				1654		1724	1746			1818
Shrewsbury (SHR)	d	1419	1425		1455		1527	1552			1616	1625	1655		1727	1749	1821
Yorton (YRT)	d	1429x									1626x						1827
Wem (WEM)	d	1435									1632			1800			
Prees (PRS)	d	1440x									1637x						
Whitchurch (Shropshire) (WTC)	d	1447					1609				1644			1809			1838
Wrenbury (WRE)	d	1454x									1651x						
Nantwich (NAN)	d	1500					1618				1657			1818			1848
Crewe (CRE) 	a	1512		1528			1629				1712		1728	1829			1858
Wilmslow (WML)	a			1549			1650				1750			1850			
Stockport (SPT)	a			1601			1701				1801			1901			
Manchester Piccadilly (MAN) 	a			1613			1713				1813			1915			
Gobowen (GOB)	d		1443			1544					1643			1745			1845
Chirk (CRK)	d		1448			1550					1648			1750			1850
Ruabon (RUA)	d		1455			1556					1655			1757			1857
Wrexham General (WRX)	d		1501		1544	1603		1637			1701		1734	1804		1844	1905
Chester (CTR)	a		1521		1603	1622		1656			1723		1757	1822		1903	1925
Rhyl (RHL)	a		1555			1658					1800			1856			2008
Colwyn Bay (CWB)	a		1605			1710					1814			1909			2021
Llandudno Junction (LLJ)	a		1613			1718					1820			1916			2029
Llandudno (LLD)	a																2040
Bangor (Gwynedd) (BNG)	a		1637			1741					1845			1935			
Holyhead (HHD) 	a		1711			1821					1916			2015			

NOTES (see introductory pages for explanation of train operator codes and standard symbols)

- a Arrival time
d Departure time
x Stops on request
e Calls at Llanelli after Swansea
- D From Birmingham International
E Via Llandrindod

Swansea and Cardiff to Hereford, Shrewsbury, Crewe, Manchester, Wrexham, Chester and North Wales

Mondays to Fridays

Operator	AW	AW	AW	AW	AW	AW	AW	AW	AW	AW	AW	AW	AW	AW	AW	AW	AW
Days of operation/Notes	◇	◇	◇	E	◇	◇	◇	◇	D	◇	◇	◇	E	◇	◇	F	◇
1st Class/Reservations/Bus/Ferry Catering facilities	◇	◇	◇	◇	◇	◇	◇	◇	◇	◇	◇	◇	◇	◇	◇	◇	◇
Fishguard Harbour (FGH) 	d																
Milford Haven (MFH)	d							1500									
Pembroke Dock (PMD)	d																
Tenby (TEN)	d																
Carmarthen (CMN)	d							1556									
Llanelli (LLE) 	d			1512e				1624					1809e				
Swansea (SWA)	d			1450				1651					1747				
Neath (NTH)	d							1704									
Port Talbot Parkway (PTA)	d							1712									
Bridgend (BGN)	d							1724									
Cardiff Central (CDF) 	d	1653			1722			1753		1823		1853	1938			2010	
Newport (South Wales) (NWP)	d	1707			1736			1807		1839		1907	1955			2029	
Cwmbran (CWM)	d	1718			1748			1817		1850		1918	2005			2039	
Pontypool And New Inn (PPL)	d	1725			1754			1822		1856			2010			2044	
Abergavenny (AGV)	d	1735			1805			1831		1907		1932	2020			2054	
Hereford (HFD) 	a	1801			1831			1856		1932		1958	2045			2119	
Hereford (HFD) 	d	1801			1831			1857		1933		1958	2046			2119	
Leominster (LEO)	d	1815						1909				2012	2059			2132	
Ludlow (LUD)	d	1827			1853			1920		1953		2024	2109			2143	
Craven Arms (CRV)	d			1841				1928		2002			2118	2127		2151	
Church Stretton (CTT)	d			1853				1936		2010			2126	2138		2200	
Shrewsbury (SHR)	a	1855		1910	1925			1952		2026		2052	2143	2155		2216	
Shrewsbury (SHR)	d	1829	1856		1928	1940		1953	2026	2027	2035	2101	2144		2216	2227	2337
Yorton (YRT)	d	1839x									2044x						
Wem (WEM)	d	1845									2050				2228		
Prees (PRS)	d	1850x									2055x						
Whitchurch (Shropshire) (WTC)	d	1857						2009			2102				2236		
Wrenbury (WRE)	d	1904x									2108x						
Nantwich (NAN)	d	1910						2018		2049	2115				2246		
Crewe (CRE) 	a	1922	1928					2029		2100	2127	2136			2255		
Wilmslow (WML)	a	1950						2050				2157			2314		
Stockport (SPT)	a	2001						2101				2207			2323		
Manchester Piccadilly (MAN) 	a	2014						2113				2221			2337	0023f	
Gobowen (GOB)	d			1946	1959			2044					2202			2245	2354
Chirk (CRK)	d				2004			2049					2208			2250	2359
Ruabon (RUA)	d				2011			2056					2214			2257	0006
Wrexham General (WRX)	d		1937	2000	2017	2037		2104					2221			2304	0012
Chester (CTR)	a		1956	2018	2036	2057		2125	2121				2240			2321	0030
Rhyl (RHL)	a			2059									2331				
Colwyn Bay (CWB)	a			2110									2344				
Llandudno Junction (LLJ)	a			2118									2358				
Llandudno (LLD)	a																
Bangor (Gwynedd) (BNG)	a			2135									0024				
Holyhead (HHD) 	a			2206									0106				




NOTES (see introductory pages for explanation of train operator codes and standard symbols)

- a Arrival time
- d Departure time
- x Stops on request
- e Calls at Llanelli after Swansea
- f Via Warrington Bank Quay

- D From Birmingham International
- E Via Llandrindod
- F From Birmingham International to Manchester Piccadilly

Swansea and Cardiff to Hereford, Shrewsbury, Crewe, Manchester, Wrexham, Chester and North Wales

Mondays to Fridays

Operator Days of operation/Notes 1st Class/Reservations/Bus/Ferry	AW ◇	AW FX ◇	AW FO ◇	AW ◇	AW TFM ◇	AW SM ◇
Fishguard Harbour (FGH) 	d					
Milford Haven (MFH)	d					
Pembroke Dock (PMD)	d					
Tenby (TEN)	d					
Carmarthen (CMN)	d					
Llanelli (LLE) 7	d					
Swansea (SWA)	d					
Neath (NTH)	d					
Port Talbot Parkway (PTA)	d					
Bridgend (BGN)	d					
Cardiff Central (CDF) 7	d	2135	2221	2223	2315	0030 0035
Newport (South Wales) (NWP)	d	2150	2241	2239	2335	0055 0057
Cwmbran (CWM)	d	2200	2252	2250	2345	0106 0108
Pontypool And New Inn (PPL)	d	2205	2257	2255	2351	0112 0114
Abergavenny (AGV)	d	2215	2307	2305	0004a	0121 0123
Hereford (HFD) 7	a	2240	2332	2330		0147 0149
Hereford (HFD) 7	d	2240	2333	2333		
Leominster (LEO)	d	2253	2346	2346		
Ludlow (LUD)	d	2304	2357	2357		
Craven Arms (CRV)	d	2312	0006	0006		
Church Stretton (CTT)	d	2321	0015	0015		
Shrewsbury (SHR)	a	2337	0030	0031		
Shrewsbury (SHR)	d	2338	0034	0034		
Yorton (YRT)	d	2347x	0043x	0043x		
Wem (WEM)	d	2352	0048	0048		
Prees (PRS)	d	2357x	0053x	0053x		
Whitchurch (Shropshire) (WTC)	d	0004	0100	0100		
Wrenbury (WRE)	d	0010x	0106x	0106x		
Nantwich (NAN)	d	0016	0112	0112		
Crewe (CRE) 10	a	0026	0123	0123		
Wilmslow (WML)	a					
Stockport (SPT)	a					
Manchester Piccadilly (MAN)  10	a					
Gobowen (GOB)	d					
Chirk (CRK)	d					
Ruabon (RUA)	d					
Wrexham General (WRX)	d					
Chester (CTR)	a	0046				
Rhyl (RHL)	a					
Colwyn Bay (CWB)	a					
Llandudno Junction (LLJ)	a					
Llandudno (LLD)	a					
Bangor (Gwynedd) (BNG)	a					
Holyhead (HHD) 	a					

NOTES (see introductory pages for explanation of train operator codes and standard symbols)

a Arrival time
d Departure time
x Stops on request

FO Fridays only
FX Not Fridays
SM Saturday mornings
TFM Tuesday to Friday mornings

Swansea and Cardiff to Hereford, Shrewsbury, Crewe, Manchester, Wrexham, Chester and North Wales

Saturdays

Operator	AW	AW A	AW	VT B	AW	AW	AW	AW	AW	AW	AW	AW C	AW	AW	AW D	AW	AW	AW	
Days of operation/Notes 1st Class/Reservations/Bus/Ferry Catering facilities	◇	◇	◇	Ⓜ Ⓜ Ⓜ	◇	◇	Ⓜ Ⓜ	Ⓜ Ⓜ	Ⓜ Ⓜ	◇	◇	Ⓜ Ⓜ Ⓜ	Ⓜ Ⓜ Ⓜ	◇	◇	Ⓜ Ⓜ	◇	◇	
Fishguard Harbour (FGH)	d																		
Milford Haven (MFH)	d																		
Pembroke Dock (PMD)	d																		
Tenby (TEN)	d																		
Carmarthen (CMN)	d																		0603
Llanelli (LLE)	d														0512f				0632
Swansea (SWA)	d													0539		0450			
Neath (NTH)	d													0551					
Port Talbot Parkway (PTA)	d													0558					0706
Bridgend (BGN)	d													0615					0720
Cardiff Central (CDF)	d						0435	0520	0549					0643			0722		0753
Newport (South Wales) (NWP)	d						0450	0533	0602					0657			0736		0806
Cwmbran (CWM)	d						0501	0544	0612					0708			0746		0816
Pontypool And New Inn (PPL)	d						0508	0549	0618								0752		0821
Abergavenny (AGV)	d						0518	0559	0627					0721			0801		0831
Hereford (HFD)	a						0543	0624	0653					0748			0826		0856
Hereford (HFD)	d						0544	0624	0653					0748			0827		0856
Leominster (LEO)	d						0557	0637	0706					0801			0840		0909
Ludlow (LUD)	d						0608	0648	0716					0813			0850		0920
Craven Arms (CRV)	d						0617	0656	0725					0822		0834	0859		0928
Church Stretton (CTT)	d						0627	0704	0733					0832		0845	0907		0937
Shrewsbury (SHR)	a						0643	0720	0749					0848		0901	0922		0953
Shrewsbury (SHR)	d	0531	0536	0611		0619		0644	0726	0749		0819	0827	0849				0926	0953
Yorton (YRT)	d	0540x				0628x						0829x							
Wem (WEM)	d	0545				0634		0658		0800		0835							
Prees (PRS)	d	0550x				0639x						0840x							
Whitchurch (Shropshire) (WTC)	d	0557				0647		0707		0809		0847		0907					1009
Wrenbury (WRE)	d	0603x				0653x						0854x							
Nantwich (NAN)	d	0609				0700		0718		0818		0900		0917					1018
Crewe (CRE)	a	0622				0711		0729		0829		0912		0929					1029
Wilmslow (WML)	a						0750			0850				0949					1050
Stockport (SPT)	a						0800			0900				1001					1101
Manchester Piccadilly (MAN)	a						0814			0913				1013					1113
Gobowen (GOB)	d		0553	0628					0744				0845						0943
Chirk (CRK)	d		0559	0634					0749				0850						0949
Ruabon (RUA)	d		0605	0640					0756				0857						0955
Wrexham General (WRX)	d		0618c	0649e	0703		0737		0802		0836		0903		0939				1002
Chester (CTR)	a		0634	0707	0719		0757		0821		0855		0923		0958				1021
																			1038
																			1057
Rhyl (RHL)	a								0856				1001						1059
Colwyn Bay (CWB)	a								0909				1010						1110
Llandudno Junction (LLJ)	a								0917				1017						1117
Llandudno (LLD)	a																		
Bangor (Gwynedd) (BNG)	a								0941				1042						1137
Holyhead (HHD)	a								1012				1122						1205

NOTES (see introductory pages for explanation of train operator codes and standard symbols)

- a Arrival time
- d Departure time
- x Stops on request
- c Arrives 6 minutes earlier
- e Arrives 3 minutes earlier
- f Calls at Llanelli after Swansea

- A To Liverpool Lime Street
- B To London Euston
- C From Birmingham International
- D Via Llandrindod

Swansea and Cardiff to Hereford, Shrewsbury, Crewe, Manchester, Wrexham, Chester and North Wales

Saturdays

Operator	AW	AW C	AW	AW	AW	AW D	AW	AW	AW	AW C	AW	AW	AW	AW	AW	AW	AW C	AW D
Days of operation/Notes 1st Class/Reservations/Bus/Ferry Catering facilities	◇	◇ ⌘	⊠ ⊠	◇	◇ ⌘	◇	◇	◇	◇	⌘ ⌘	◇	◇ ⌘	◇	◇	◇	◇	⌘ ⌘	◇
Fishguard Harbour (FGH)	d																	
Milford Haven (MFH)	d						0659								0858			
Pembroke Dock (PMD)	d																	
Tenby (TEN)	d																	
Carmarthen (CMN)	d						0758								0955			
Llanelli (LLE)	d					0752f	0828								1024			1105f
Swansea (SWA)	d					0730	0853								1054			1043
Neath (NTH)	d						0905								1105			
Port Talbot Parkway (PTA)	d						0913								1112			
Bridgend (BGN)	d						0926								1125			
Cardiff Central (CDF)	d		0854		0923		0953			1053		1123	1153					
Newport (South Wales) (NWP)	d		0907		0938		1007			1107		1137	1207					
Cwmbran (CWM)	d		0919		0948		1017			1119		1147	1217					
Pontypool And New Inn (PPL)	d				0954							1153						
Abergavenny (AGV)	d		0933		1003		1029			1133		1202	1229					
Hereford (HFD)	a		0958		1028		1055			1158		1228	1255					
Hereford (HFD)	d		0959		1029		1055			1159		1230	1255					
Leominster (LEO)	d		1013				1108			1213			1308					
Ludlow (LUD)	d		1025		1049		1119			1225		1250	1319					
Craven Arms (CRV)	d				1058	1114	1127					1259	1327					1410
Church Stretton (CTT)	d				1106	1125	1137					1307	1336					1421
Shrewsbury (SHR)	a		1053		1122	1142	1153					1322	1352					1438
Shrewsbury (SHR)	d	1019	1025	1055		1127		1153		1219	1225	1255		1327	1352		1419	1425
Yorton (YRT)	d	1029x								1229x							1429x	
Wem (WEM)	d	1035								1235							1435	
Prees (PRS)	d	1040x								1240x							1440x	
Whitchurch (Shropshire) (WTC)	d	1047					1210			1247			1409				1447	
Wrenbury (WRE)	d	1054x								1254x							1454x	
Nantwich (NAN)	d	1100					1219			1300			1418				1500	
Crewe (CRE)	a	1112		1128			1229		1312		1328		1428		1512			
Wilmslow (WML)	a			1150			1250			1349			1450					
Stockport (SPT)	a			1201			1301			1401			1501					
Manchester Piccadilly (MAN)	a			1213			1313			1413			1513					
Gobowen (GOB)	d		1043		1145					1243			1344					1443
Chirk (CRK)	d		1048		1151					1248			1350					1448
Ruabon (RUA)	d		1055		1157					1255			1356					1455
Wrexham General (WRX)	d		1101		1144	1204		1238		1301		1343	1403		1438			1501
Chester (CTR)	a		1120		1202	1225		1257		1321		1401	1421		1457			1521
Rhyl (RHL)	a		1155		1300					1356			1458					1556
Colwyn Bay (CWB)	a		1210		1311					1406			1510					1605
Llandudno Junction (LLJ)	a		1217		1319					1414			1518					1613
Llandudno (LLD)	a																	
Bangor (Gwynedd) (BNG)	a		1241		1336					1441			1536					1637
Holyhead (HHD)	a		1322		1415					1521			1615					1711

NOTES (see introductory pages for explanation of train operator codes and standard symbols)

- a Arrival time
- d Departure time
- x Stops on request
- f Calls at Llanelli after Swansea

- C From Birmingham International
- D Via Llandrindod

Swansea and Cardiff to Hereford, Shrewsbury, Crewe, Manchester, Wrexham, Chester and North Wales

Saturdays









Operator	AW	AW	AW	AW	AW	AW	AW	AW	AW	AW	AW	AW	AW	AW	AW	AW	AW	AW	
Days of operation/Notes	◇	◇	◇	◇	◇	C	◇	◇	◇	◇	◇	◇	◇	C	◇	◇	◇	D	
1st Class/Reservations/Bus/Ferry	◇	◇	◇	◇	◇	◇	◇	◇	◇	◇	◇	◇	◇	◇	◇	◇	◇	◇	
Catering facilities	☒	☒	☒	☒	☒	☒	☒	☒	☒	☒	☒	☒	☒	☒	☒	☒	☒	☒	
Fishguard Harbour (FGH)	d																		
Milford Haven (MFH)	d			1053															
Pembroke Dock (PMD)	d																		
Tenby (TEN)	d																		
Carmarthen (CMN)	d			1152									1356						
Llanelli (LLE)	d			1222									1425					1512f	
Swansea (SWA)	d			1256									1454					1450	
Neath (NTH)	d			1308									1506						
Port Talbot Parkway (PTA)	d			1315									1513						
Bridgend (BGN)	d			1328									1526						
Cardiff Central (CDF)	d	1253		1325	1353			1453			1524	1553		1617				1653	1723
Newport (South Wales) (NWP)	d	1307		1338	1407			1508			1538	1606		1631				1707	1736
Cwmbran (CWM)	d	1319		1348	1417			1519			1548	1616		1641				1718	1747
Pontypool And New Inn (PPL)	d			1354							1553	1622		1646				1725	1754
Abergavenny (AGV)	d	1333		1403	1429			1533			1603	1632		1656				1735	1804
Hereford (HFD)	a	1358		1428	1455			1559			1628	1658		1721				1800	1829
Hereford (HFD)	d	1359		1429	1455			1559			1628	1658		1722				1801	1831
Leominster (LEO)	d	1413			1508			1613			1641	1711		1735				1815	
Ludlow (LUD)	d	1425		1449	1519			1625			1652	1722		1746				1827	1852
Craven Arms (CRV)	d			1458	1527						1700			1755				1841	1902
Church Stretton (CTT)	d			1506	1536						1709			1803				1852	1910
Shrewsbury (SHR)	a	1453		1522	1552			1654			1724	1749		1819				1855	1925
Shrewsbury (SHR)	d	1455		1527	1552	1619	1625	1655			1727	1750		1821	1828	1829		1856	1927
Yorton (YRT)	d				1629x											1839x			
Wem (WEM)	d				1635						1801					1845			
Prees (PRS)	d				1640x											1850x			
Whitchurch (Shropshire) (WTC)	d			1609	1647						1809		1837			1857			
Wrenbury (WRE)	d				1654x											1904x			
Nantwich (NAN)	d			1618	1700						1818		1847			1910			
Crewe (CRE)	a	1528		1629	1712			1728			1829		1900			1922		1928	
Wilmslow (WML)	a	1549			1650			1750			1849							1950	
Stockport (SPT)	a	1601			1701			1801			1901							2001	
Manchester Piccadilly (MAN)	a	1613			1713			1813			1913							2013	
Gobowen (GOB)	d			1544				1643			1744					1846			1944
Chirk (CRK)	d			1550				1648			1750					1851			1950
Ruabon (RUA)	d			1556				1655			1756					1858			1956
Wrexham General (WRX)	d			1545	1603			1701		1732	1803		1836		1904			1936	2005e
Chester (CTR)	a			1604	1623			1723		1757	1822		1857	1923	1926			1955	2024
Rhyl (RHL)	a			1659				1800			1856					2008			2110
Colwyn Bay (CWB)	a			1710				1814			1909					2021			2121
Llandudno Junction (LLJ)	a			1718				1820			1917					2029			2129
Llandudno (LLD)	a															2040			
Bangor (Gwynedd) (BNG)	a			1742				1845			1936								2148
Holyhead (HHD)	a			1822				1916			2016								2228

NOTES (see introductory pages for explanation of train operator codes and standard symbols)

- a Arrival time
- d Departure time
- x Stops on request
- e Arrives 3 minutes earlier
- f Calls at Llanelli after Swansea
- C From Birmingham International
- D Via Llandrindod

Swansea and Cardiff to Hereford, Shrewsbury, Crewe, Manchester, Wrexham, Chester and North Wales

Saturdays

Operator Days of operation/Notes 1st Class/Reservations/Bus/Ferry Catering facilities	AW ◇	AW ◇ ♣	AW C ◇ ♣	AW ◇ ♣	AW ◇	AW I ◇ CP	AW ◇	AW D ◇	AW ◇	AW C ◇	AW ◇	AW E ◇	AW ◇ ♣	AW ◇	AW ◇
Fishguard Harbour (FGH)  d															
Milford Haven (MFH) d		1459													
Pembroke Dock (PMD) d															
Tenby (TEN) d															
Carmarthen (CMN) d		1556													
Llanelli (LLE)  d		1624						1810f							
Swansea (SWA) d		1650						1748							
Neath (NTH) d		1701													
Port Talbot Parkway (PTA) d		1708													
Bridgend (BGN) d		1721													
Cardiff Central (CDF)  d		1751		1822		1853	1938		2010		2121			2215	2323
Newport (South Wales) (NWP) d		1805		1837		1907	1955		2027		2134			2234	2342
Cwmbran (CWM) d		1815		1847		1918	2005		2037		2144			2244	2353
Pontypool And New Inn (PPL) d		1820		1852		1932	2010		2042		2149			2249	2359
Abergavenny (AGV) d		1830		1902		1932	2020		2052		2159			2259	0008
Hereford (HFD)  a		1855		1927		1958	2045		2117		2224			2325	0034
Hereford (HFD)  d		1855		1927		1958	2046		2117		2224			2325	
Leominster (LEO) d		1908				2012	2059		2131		2237			2338	
Ludlow (LUD) d		1919		1948		2024	2109		2142		2248			2349	
Craven Arms (CRV) d		1927		1956			2118	2127	2150		2256			2357	
Church Stretton (CTT) d		1936		2005			2126	2138	2159		2305			0007e	
Shrewsbury (SHR) a		1952		2026		2052	2142	2159	2214		2321			0023	
Shrewsbury (SHR) d		1952	2026	2027	2035	2058	2144		2215	2225	2324	2337	2338		
Yorton (YRT) d				2044x					2224x			2346x			
Wem (WEM) d				2050					2229			2350			
Prees (PRS) d				2055x					2234x			2355x			
Whitchurch (Shropshire) (WTC) d		2009		2102					2241			0001			
Wrenbury (WRE) d				2108x					2247x			0007x			
Nantwich (NAN) d		2018		2050	2115				2253			0012			
Crewe (CRE)  a		2029		2101	2127	2136			2305		2355	0021			
Wilmslow (WML) a		2050				2157			2322						
Stockport (SPT) a		2101				2208			2331						
Manchester Piccadilly (MAN)  a		2113				2220			2343						
Gobowen (GOB) d			2044				2202			2243				2355	
Chirk (CRK) d			2050				2208			2248				0002	
Ruabon (RUA) d			2056				2214			2255				0007	
Wrexham General (WRX) d	2037		2103				2221			2302				0014	
Chester (CTR) a	2057		2124	2120			2240			2318	0020			0032	
Rhyl (RHL) a				2201			2315								
Colwyn Bay (CWB) a				2214			2328								
Llandudno Junction (LLJ) a				2222			2335								
Llandudno (LLD) a															
Bangor (Gwynedd) (BNG) a				2245											
Holyhead (HHD)  a				2327											

NOTES (see introductory pages for explanation of train operator codes and standard symbols)

- a Arrival time
- d Departure time
- x Stops on request
- e Arrives 3 minutes earlier
- f Calls at Llanelli after Swansea

- C From Birmingham International
- D Via Llandrindod
- E From Birmingham New Street

Swansea and Cardiff to Hereford, Shrewsbury, Crewe, Manchester, Wrexham, Chester and North Wales

Sundays

Operator	AW	AW	AW	AW	AW	AW	VT A	AW	AW	AW	AW B	AW	AW	AW	AW	AW	AW	AW	
Days of operation/Notes 1st Class/Reservations/Bus/Ferry Catering facilities	◇	◇ ⚓	◇ ⚓	◇	◇	◇ ⚓	Ⓜ Ⓜ Ⓜ	◇	◇	◇	◇ ⚓	◇	◇	◇ Ⓜ Ⓜ	◇	◇	◇	◇ B	◇ ⚓
Fishguard Harbour (FGH)	d																		
Milford Haven (MFH)	d																		
Pembroke Dock (PMD)	d																		
Tenby (TEN)	d																		
Carmarthen (CMN)	d																		
Llanelli (LLE)	d																		1034 1058
Swansea (SWA)	d							0841				0930		1032					1131
Neath (NTH)	d							0853				0942		1044					1143
Port Talbot Parkway (PTA)	d							0900				0949		1051					1150
Bridgend (BGN)	d							0916				1005		1108					1206
Cardiff Central (CDF)	d					0842		0945				1043		1140					1239
Newport (South Wales) (NWP)	d					0901		1004				1057		1154					1253
Cwmbran (CWM)	d					0912		1015				1107		1206					1304
Pontypool And New Inn (PPL)	d					0917		1021				1113		1212					1309
Abergavenny (AGV)	d					0927		1031				1123		1222					1320
Hereford (HFD)	a					0952		1056				1150		1248					1345
Hereford (HFD)	d					0953		1057				1151		1248					1347
Leominster (LEO)	d					1006		1110				1203		1302					1400
Ludlow (LUD)	d					1017		1121				1214		1314					1412
Craven Arms (CRV)	d					1025						1223							1421
Church Stretton (CTT)	d					1034						1232							1430
Shrewsbury (SHR)	a					1051		1151				1249		1343					1448
Shrewsbury (SHR)	d	0825	0955	1019	1020		1054		1153		1220	1222	1257		1343		1420	1422	1457
Yorton (YRT)	d	0834x			1029x						1229x						1429x		
Wem (WEM)	d	0840			1035						1235						1435		
Prees (PRS)	d	0845x			1040x						1240x						1440x		
Whitchurch (Shropshire) (WTC)	d	0852			1047						1247						1447		
Wrenbury (WRE)	d	0858x			1053x						1253x						1453x		
Nantwich (NAN)	d	0905			1100						1300						1500		
Crewe (CRE)	a	0917	1026		1113		1126		1225		1312		1328		1421		1512		1529
Wilmslow (WML)	a		1047				1148		1248				1349		1451				1550
Stockport (SPT)	a		1059						1259				1400		1502				1602
Manchester Piccadilly (MAN)	a		1114				1214		1311				1415		1515				1615
Gobowen (GOB)	d			1037								1240							1440
Chirk (CRK)	d			1042								1246							1445
Ruabon (RUA)	d			1049								1252							1452
Wrexham General (WRX)	d			1056		1130		1206		1240		1259		1332		1430			1459
Chester (CTR)	a			1114		1149		1223		1257		1319		1351		1449			1519
Rhyl (RHL)	a																		
Colwyn Bay (CWB)	a																		
Llandudno Junction (LLJ)	a																		
Llandudno (LLD)	a																		
Bangor (Gwynedd) (BNG)	a																		
Holyhead (HHD)	a																		

NOTES (see introductory pages for explanation of train operator codes and standard symbols)

- a Arrival time
- d Departure time
- x Stops on request

- A To London Euston
- B From Birmingham International

Swansea and Cardiff to Hereford, Shrewsbury, Crewe, Manchester, Wrexham, Chester and North Wales

Sundays









Operator	AW	AW C	AW	AW	AW	AW	AW B	AW	AW	AW	AW	AW	AW	AW B	AW	AW C	AW	AW	
Days of operation/Notes 1st Class/Reservations/Bus/Ferry Catering facilities	◇	◇	◇	◇	◇	◇	◇	◇	◇	◇	◇	◇	◇	◇	◇	◇	◇	◇	
Fishguard Harbour (FGH)	d																		
Milford Haven (MFH)	d								1123							1324			
Pembroke Dock (PMD)	d																		
Tenby (TEN)	d																		
Carmarthen (CMN)	d															1427			
Llanelli (LLE)	d	1133e							1232							1451	1542e		
Swansea (SWA)	d	1110		1251					1340	1522	1555					1532	1518	1654	
Neath (NTH)	d			1303					1352		1507					1544		1706	
Port Talbot Parkway (PTA)	d			1311					1359		1515					1552		1713	
Bridgend (BGN)	d			1327					1415		1532					1607		1729	
Cardiff Central (CDF)	d		1330	1351					1455	1522	1555					1641		1755	
Newport (South Wales) (NWP)	d		1344	1404					1509	1536	1609					1655		1809	
Cwmbran (CWM)	d		1354	1415					1521	1546	1620					1705		1820	
Pontypool And New Inn (PPL)	d		1359						1527	1551						1711		1826	
Abergavenny (AGV)	d		1409	1429					1538	1600	1634					1721		1837	
Hereford (HFD)	a		1435	1454					1605	1625	1701					1746		1903	
Hereford (HFD)	d		1435	1454					1606	1626	1701					1749		1905	
Leominster (LEO)	d		1449	1508						1639						1802		1918	
Ludlow (LUD)	d		1500	1519					1627	1650	1723					1813		1929	
Craven Arms (CRV)	d	1446	1508							1659						1822	1901		
Church Stretton (CTT)	d	1459								1707						1831	1915		
Shrewsbury (SHR)	a	1515	1531	1548					1655	1722	1750					1847	1936	1959	
Shrewsbury (SHR)	d		1531	1556		1620	1635		1657	1732	1752		1820	1827		1857		2003	2020
Yorton (YRT)	d					1629x							1829x						2029x
Wem (WEM)	d					1635							1835						2035
Prees (PRS)	d					1640x							1840x						2040x
Whitchurch (Shropshire) (WTC)	d					1647							1847						2047
Wrenbury (WRE)	d					1653x							1853x						2053x
Nantwich (NAN)	d					1700							1900						2100
Crewe (CRE)	a			1627		1712			1729		1828		1912			1927		2035	2112
Wilmslow (WML)	a			1648					1749		1848					1948		2052	
Stockport (SPT)	a			1702					1802		1902					2001		2102	
Manchester Piccadilly (MAN)	a			1715					1814		1914					2015		2115	
Gobowen (GOB)	d		1549				1653			1749						1845			
Chirk (CRK)	d		1554				1658			1755						1850			
Ruabon (RUA)	d		1601				1705			1801						1857			
Wrexham General (WRX)	d	1530	1610c		1637		1713	1730		1809		1848				1906			
Chester (CTR)	a	1549	1628		1655		1731	1749		1826		1909				1925			
Rhyl (RHL)	a		1709							1904						2009			
Colwyn Bay (CWB)	a		1724							1918						2024			
Llandudno Junction (LLJ)	a		1732							1926						2031			
Llandudno (LLD)	a																		
Bangor (Gwynedd) (BNG)	a		1756							1949						2055			
Holyhead (HHD)	a		1836							2017						2128			

NOTES (see introductory pages for explanation of train operator codes and standard symbols)

- a Arrival time
d Departure time
x Stops on request
c Arrives 3 minutes earlier
e Calls at Llanelli after Swansea
- B From Birmingham International
C Via Llandrindod

Swansea and Cardiff to Hereford, Shrewsbury, Crewe, Manchester, Wrexham, Chester and North Wales

Sundays

Operator Days of operation/Notes 1st Class/Reservations/Bus/Ferry Catering facilities	AW B ◇	AW ◇ ♠	AW ◇	AW ◇	AW B ◇	AW ◇	AW B ◇	AW ◇
Fishguard Harbour (FGH) 	d							
Milford Haven (MFH)	d	1529						
Pembroke Dock (PMD)	d							
Tenby (TEN)	d							
Carmarthen (CMN)	d	1640						2115
Llanelli (LLE) 	d	1710						2140
Swansea (SWA)	d	1736		1836				2205
Neath (NTH)	d	1747		1849				2216
Port Talbot Parkway (PTA)	d	1755		1857				2224
Bridgend (BGN)	d	1811		1913				2240
Cardiff Central (CDF) 	d	1842		1939		2111		2320
Newport (South Wales) (NWP)	d	1856		1953		2124		2337
Cwmbran (CWM)	d	1907		2007		2134		2347
Pontypool And New Inn (PPL)	d			2012		2140		2353
Abergavenny (AGV)	d	1920		2023		2149		0003
Hereford (HFD) 	a	1945		2048		2214		0030
Hereford (HFD) 	d	1947		2050		2215		
Leominster (LEO)	d	2001		2104		2228		
Ludlow (LUD)	d	2012		2115		2239		
Craven Arms (CRV)	d	2021		2124		2248		
Church Stretton (CTT)	d	2030		2133		2257		
Shrewsbury (SHR)	a	2046		2150		2314		
Shrewsbury (SHR)	d	2024	2053			2231	2317	2348
Yorton (YRT)	d					2326x		
Wem (WEM)	d					2331		
Prees (PRS)	d					2336x		
Whitchurch (Shropshire) (WTC)	d					2343		
Wrenbury (WRE)	d					2349x		
Nantwich (NAN)	d					2355		
Crewe (CRE) 	a	2128			2302	0006	0021	
Wilmslow (WML)	a	2152						
Stockport (SPT)	a	2203						
Manchester Piccadilly (MAN) 	a	2214						
Gobowen (GOB)	d	2042						
Chirk (CRK)	d	2048						
Ruabon (RUA)	d	2054						
Wrexham General (WRX)	d	2103		2238				
Chester (CTR)	a	2123		2256		2330	0032	0044
Rhyl (RHL)	a							
Colwyn Bay (CWB)	a							
Llandudno Junction (LLJ)	a							
Llandudno (LLD)	a							
Bangor (Gwynedd) (BNG)	a							
Holyhead (HHD) 	a							

NOTES (see introductory pages for explanation of train operator codes and standard symbols)

- a Arrival time
- d Departure time
- x Stops on request

B From Birmingham International

North Wales, Chester, Wrexham, Manchester and Crewe to Shrewsbury, Hereford, Cardiff and Swansea

Mondays to Fridays

Operator Days of operation/Notes 1st Class/Reservations/Bus/Ferry Catering facilities	AW ◇	AW A ◇	AW B ◇	AW ◇	AW 1◇ CP	AW C ◇	AW ◇	AW ◇	AW B ◇	AW ◇ T	AW ◇	AW B ◇	AW 1◇ X	AW ◇	AW 1◇ X	AW B ◇ T	AW B ◇
Holyhead (HHD)	d										0421					0527	
Bangor (Gwynedd) (BNG)	d										0453					0555	
Llandudno (LLD)	d																
Llandudno Junction (LLJ)	d											0514				0614	
Colwyn Bay (CWB)	d											0520				0621	
Rhyl (RHL)	d											0534				0632	
Chester (CTR)	d			0418							0526	0618			0701	0716	0729
Wrexham General (WRX)	d										0545	0633		0720a	0733		0747
Ruabon (RUA)	d										0552	0640					0754
Chirk (CRK)	d										0559	0647					0800
Gobowen (GOB)	d										0604	0652					0806
Manchester Piccadilly (MAN)	d													0627			
Stockport (SPT)	d													0637			
Wilmslow (WML)	d													0647			
Crewe (CRE)	d			0441		0507					0554		0638	0709			0733
Nantwich (NAN)	d										0601		0646	0717			0740
Wrenbury (WRE)	d												0652x				0746x
Whitchurch (Shropshire) (WTC)	d											0611	0659				0754
Prees (PRS)	d												0705x				0800x
Wem (WEM)	d												0710				0805
Yorton (YRT)	d												0715x				0810x
Shrewsbury (SHR)	a			0514		0537					0627	0632	0712	0743		0805	0824
Shrewsbury (SHR)	d		0430		0515	0537	0554		0610		0635	0713		0743		0809	
Church Stretton (CTT)	d		0448			0553	0612		0624		0650	0727		0759			
Craven Arms (CRV)	d		0456a			0602	0622		0632		0658	0735		0808			
Ludlow (LUD)	d				0541	0611			0641		0706	0744		0817		0837	
Leominster (LEO)	d				0551	0622			0651		0717	0754		0828			
Hereford (HFD)	a				0607	0637			0707		0732	0810		0843		0900	
Hereford (HFD)	d	0530			0607	0638			0710		0733	0810		0844		0900	
Abergavenny (AGV)	d	0552			0632	0702			0734		0755	0832		0907			
Pontypool And New Inn (PPL)	d	0601			0642	0712			0743		0805	0842		0917			
Cwmbran (CWM)	d	0606			0648	0718			0748		0810	0847		0923			
Newport (South Wales) (NWP)	a	0619			0659	0729			0759		0822	0901		0936		0943	
Cardiff Central (CDF)	a	0634			0715	0745			0816		0844	0918		0952		0958	
Bridgend (BGN)	a				0743						0906						
Port Talbot Parkway (PTA)	a				0754						0919						
Neath (NTH)	a				0801						0926						
Swansea (SWA)	a				0817		0951c				0941						
Llanelli (LLE)	a				0835		0926				1000						
Carmarthen (CMN)	a				0858						1032						
Tenby (TEN)	a																
Pembroke Dock (PMD)	a																
Milford Haven (MFH)	a										1135						
Fishguard Harbour (FGH)	a				0958												

NOTES (see introductory pages for explanation of train operator codes and standard symbols)

- a Arrival time
- d Departure time
- x Stops on request
- c Calls at Swansea after Llanelli

- A To Llandrindod
- B To Birmingham International
- C Via Llandrindod

North Wales, Chester, Wrexham, Manchester and Crewe to Shrewsbury, Hereford, Cardiff and Swansea

Mondays to Fridays

Operator Days of operation/Notes 1st Class/Reservations/Bus/Ferry Catering facilities	AW C ◇	AW ◇ ⚡	AW ◇	AW ◇	AW 1◇ ⊠	AW ◇	AW ◇	AW B ◇ ⚡	AW ◇ ⚡	AW ◇	AW ◇ ⚡	AW C ◇	AW 1◇ ⊠	AW ◇	AW ◇	AW B ◇ ⚡	AW ◇ ⚡					
Holyhead (HHD)	d			0619				0722								0818				0925		
Bangor (Gwynedd) (BNG)	d			0658				0802								0856				1005		
Llandudno (LLD)	d																					
Llandudno Junction (LLJ)	d			0721				0826								0923				1031		
Colwyn Bay (CWB)	d			0728				0833								0930				1038		
Rhyl (RHL)	d			0738				0843								0941				1048		
Chester (CTR)	d		0806	0820			0904	0924			1003					1020				1120	1128	
Wrexham General (WRX)	d		0822a	0834			0920a	0939			1019a					1034				1136a	1143	
Ruabon (RUA)	d			0841				0946								1041					1150	
Chirk (CRK)	d			0848				0952								1048					1157	
Gobowen (GOB)	d			0853				0958								1053					1202	
Manchester Piccadilly (MAN)	d		0730			0830				0930						1030					1130	
Stockport (SPT)	d		0739			0839				0939						1040					1139	
Wilmslow (WML)	d		0747			0849				0947						1049					1147	
Crewe (CRE)	d		0810			0910		0919		1010						1110			1119		1210	
Nantwich (NAN)	d		0818					0926		1018									1126		1217	
Wrenbury (WRE)	d							0933x											1133x			
Whitchurch (Shropshire) (WTC)	d		0828					0941		1028									1141		1227	
Prees (PRS)	d							0948x											1148x			
Wem (WEM)	d							0954											1154			
Yorton (YRT)	d							0959x											1159x			
Shrewsbury (SHR)	a		0846		0912	0940		1012	1016	1046					1113		1141		1212		1222	1245
Shrewsbury (SHR)	d	0835	0850		0913	0940				1047					1114	1131	1144					1246
Church Stretton (CTT)	d	0853	0904		0927					1101					1130	1149						1300
Craven Arms (CRV)	d	0902	0912		0935					1109					1138	1158						1308
Ludlow (LUD)	d		0921		0944	1007				1118					1147				1213			1317
Leominster (LEO)	d		0931		0954	1019				1128									1224			1327
Hereford (HFD)	a		0947		1010	1034				1144					1210				1239			1343
Hereford (HFD)	d		0948		1010	1035				1144					1210				1245			1343
Abergavenny (AGV)	d		1010		1032	1059				1206					1232				1310			1405
Pontypool And New Inn (PPL)	d				1042										1242							
Cwmbran (CWM)	d		1022		1047	1112				1219					1247				1325			1418
Newport (South Wales) (NWP)	a		1034		1058	1123				1231					1259				1337			1430
Cardiff Central (CDF)	a		1049		1115	1138				1245					1315				1353			1444
Bridgend (BGN)	a		1109							1306												1506
Port Talbot Parkway (PTA)	a		1121							1317												1517
Neath (NTH)	a		1128							1324												1524
Swansea (SWA)	a	1300c	1143							1340							1600c					1540
Llanelli (LLE)	a	1234	1205							1400						1531						1600
Carmarthen (CMN)	a		1239							1432												1632
Tenby (TEN)	a																					
Pembroke Dock (PMD)	a																					
Milford Haven (MFH)	a		1337																			1745
Fishguard Harbour (FGH)	a									1530												

NOTES (see introductory pages for explanation of train operator codes and standard symbols)

- a Arrival time
- d Departure time
- x Stops on request
- c Calls at Swansea after Llanelli

- B To Birmingham International
- C Via Llandrindod

North Wales, Chester, Wrexham, Manchester and Crewe to Shrewsbury, Hereford, Cardiff and Swansea

Mondays to Fridays

Operator Days of operation/Notes 1st Class/Reservations/Bus/Ferry Catering facilities	AW ◇	AW ◇ ⌘	AW 1◇ ⌘	AW ◇	AW ◇	AW B ◇ ⌘	AW ◇ ⌘	AW ◇	AW ◇ ⌘	AW ◇ ⌘	AW C ◇	AW ◇	AW ◇	AW B ◇ ⌘	AW ◇ ⌘	AW ◇	AW ◇ ⌘
Holyhead (HHD)	d	1038				1130				1231				1327			1428
Bangor (Gwynedd) (BNG)	d	1109				1209				1300				1406			1459
Llandudno (LLD)	d																
Llandudno Junction (LLJ)	d	1127				1234				1318				1431			1524
Colwyn Bay (CWB)	d	1134				1240				1325				1437			1530
Rhyl (RHL)	d	1144				1249				1335				1446			1541
Chester (CTR)	d	1212	1225		1304	1327		1407	1422			1502		1528		1605	1622
Wrexham General (WRX)	d	1228a	1239		1320a	1345		1423a	1436			1518a		1543		1621a	1636
Ruabon (RUA)	d		1246			1351			1443					1550			1643
Chirk (CRK)	d		1253			1358			1450					1556			1650
Gobowen (GOB)	d		1258			1403			1455					1602			1655
Manchester Piccadilly (MAN)	d			1230				1330			1430					1530	
Stockport (SPT)	d			1240				1339			1440					1539	
Wilmslow (WML)	d			1249				1347			1449					1549	
Crewe (CRE)	d			1310		1319		1410			1510			1519		1610	
Nantwich (NAN)	d					1326		1417						1526		1617	
Wrenbury (WRE)	d					1333x								1533x			
Whitchurch (Shropshire) (WTC)	d					1341		1427						1541		1627	
Prees (PRS)	d					1348x								1548x			
Wem (WEM)	d					1354								1554		1635	
Yorton (YRT)	d					1359x								1559x			
Shrewsbury (SHR)	a	1318	1341		1412	1423	1445		1514	1540			1612	1622	1646		1714
Shrewsbury (SHR)	d	1318	1341				1448		1515	1541	1600				1647		1717
Church Stretton (CTT)	d	1332					1502		1529		1618				1701		1731
Craven Arms (CRV)	d	1340					1510		1537		1628				1709		1739
Ludlow (LUD)	d	1349	1408				1518		1546	1608					1717		1748
Leominster (LEO)	d		1420				1529		1556	1620					1728		1758
Hereford (HFD)	a	1412	1435				1544		1612	1635					1743		1815
Hereford (HFD)	d	1412	1438				1545		1612	1636					1744		1815
Abergavenny (AGV)	d	1435	1501				1607		1634	1659					1805		1837
Pontypool And New Inn (PPL)	d	1445							1644	1710					1815		1847
Cwmbran (CWM)	d	1451	1515				1619		1649	1716					1820		1852
Newport (South Wales) (NWP)	a	1503	1526				1630		1659	1726					1832		1905
Cardiff Central (CDF)	a	1518	1545				1646		1717	1744					1846		1920
Bridgend (BGN)	a						1706									1907	
Port Talbot Parkway (PTA)	a						1718									1918	
Neath (NTH)	a						1725									1925	
Swansea (SWA)	a						1742				2003c					1941	
Llanelli (LLE)	a						1817				1938					2000	
Carmarthen (CMN)	a						1850									2029	
Tenby (TEN)	a						1938										
Pembroke Dock (PMD)	a						2012										
Milford Haven (MFH)	a																
Fishguard Harbour (FGH)	a															2128	

NOTES (see introductory pages for explanation of train operator codes and standard symbols)

- a Arrival time
- d Departure time
- x Stops on request
- c Calls at Swansea after Llanelli

- B To Birmingham International
- C Via Llandrindod

North Wales, Chester, Wrexham, Manchester and Crewe to Shrewsbury, Hereford, Cardiff and Swansea

Mondays to Fridays

Operator Days of operation/Notes 1st Class/Reservations/Bus/Ferry Catering facilities	AW	AW	AW	AW	AW	AW	AW	AW	AW	AW	AW	AW	AW	AW	AW	AW	AW	VT
	1◇ ⊠	◇	◇	B ◇ ⊠	C ◇	◇	FO ◇	FX ◇	◇	1◇ ⊠	◇	◇	◇	◇	◇	◇	◇	D 1⊠
Holyhead (HHD)	d			1536					1628					1719				
Bangor (Gwynedd) (BNG)	d			1615					1657					1758				
Llandudno (LLD)	d																	
Llandudno Junction (LLJ)	d			1640					1722					1823				
Colwyn Bay (CWB)	d			1646					1728					1829				
Rhyl (RHL)	d			1657					1743					1838				
Chester (CTR)	d		1702	1736		1812			1829		1905		1917		2000			2019
Wrexham General (WRX)	d		1718a	1752		1830a			1843		1921a		1934		2016a			2033a
Ruabon (RUA)	d			1759					1850					1941				
Chirk (CRK)	d			1805					1857					1947				
Gobowen (GOB)	d			1811					1902					1953				
Manchester Piccadilly (MAN)	d	1630						1730	1730		1830					1930	1930	
Stockport (SPT)	d	1640						1739	1739		1840					1939	1939	
Wilmslow (WML)	d	1649						1747	1747		1849					1948	1948	
Crewe (CRE)	d	1710		1719				1810	1810		1910			1936		2010	2010	
Nantwich (NAN)	d	1718		1726				1818	1818		1918			1943		2018	2018	
Wrenbury (WRE)	d			1733x									1950x					
Whitchurch (Shropshire) (WTC)	d			1741				1828	1828				1958		2028	2028		
Prees (PRS)	d			1748x									2005x					
Wem (WEM)	d			1754				1836	1836				2011		2036	2036		
Yorton (YRT)	d			1759x									2016x					
Shrewsbury (SHR)	a	1744		1812	1831			1849	1849	1922	1944		2012	2031		2049	2049	
Shrewsbury (SHR)	d	1744				1835		1850	1850	1925	1944					2052	2052	
Church Stretton (CTT)	d					1853		1904	1904	1939	2000					2107	2107	
Craven Arms (CRV)	d					1902		1912	1912	1947	2009					2115	2115	
Ludlow (LUD)	d	1811						1921	1921	1956	2018					2124	2124	
Leominster (LEO)	d	1823						1931	1931		2029					2135	2135	
Hereford (HFD)	a	1838						1949	1949	2019	2045					2151	2151	
Hereford (HFD)	d	1839						1949	1949	2019	2045					2151	2151	
Abergavenny (AGV)	d	1903						2011	2011	2041	2109					2213	2213	
Pontypool And New Inn (PPL)	d	1913						2021	2021		2119					2223	2223	
Cwmbran (CWM)	d	1919						2026	2026	2054	2125					2229	2229	
Newport (South Wales) (NWP)	a	1930						2039	2039	2106	2139					2242	2244	
Cardiff Central (CDF)	a	1945						2054	2054	2123	2155					2302	2300	
Bridgend (BGN)	a	2007						2117	2117									
Port Talbot Parkway (PTA)	a	2023						2131	2131									
Neath (NTH)	a	2030						2142	2142									
Swansea (SWA)	a	2044				2258c		2159	2159									
Llanelli (LLE)	a					2233		2226	2226									
Carmarthen (CMN)	a							2255	2255									
Tenby (TEN)	a																	
Pembroke Dock (PMD)	a																	
Milford Haven (MFH)	a							0001										
Fishguard Harbour (FGH)	a																	

NOTES (see introductory pages for explanation of train operator codes and standard symbols)




- a Arrival time
- d Departure time
- x Stops on request
- c Calls at Swansea after Llanelli

- B To Birmingham International
- C Via Llandrindod
- D From London Euston

- FO Fridays only
- FX Not Fridays

North Wales, Chester, Wrexham, Manchester and Crewe to Shrewsbury, Hereford, Cardiff and Swansea

Mondays to Fridays

Operator Days of operation/Notes 1st Class/Reservations/Bus/Ferry	AW ◇	AW FO ◇	AW FX ◇	AW E ◇	AW ◇	AW ◇	AW ◇	AW ◇
Holyhead (HHD) 	d			1920				
Bangor (Gwynedd) (BNG)	d			1958				
Llandudno (LLD)	d							
Llandudno Junction (LLJ)	d			2023				
Colwyn Bay (CWB)	d			2029				
Rhyl (RHL)	d			2038				
Chester (CTR)	d			2128	2147		2224	
Wrexham General (WRX)	d	2100		2143	2203a		2238	
Ruabon (RUA)	d	2107		2150			2245	
Chirk (CRK)	d	2113		2156			2252	
Gobowen (GOB)	d	2119		2202			2257	
Manchester Piccadilly (MAN)  10	d		2030	2030			2130	2232
Stockport (SPT)	d		2039	2039			2139	2241
Wilmslow (WML)	d		2048	2048			2147	2249
Crewe (CRE) 10	d		2110	2110			2210	2318
Nantwich (NAN)	d		2118	2118			2217	2325
Wrenbury (WRE)	d		2124x	2124x			2223x	2331x
Whitchurch (Shropshire) (WTC)	d		2131	2131			2230	2338
Prees (PRS)	d		2137x	2137x			2236x	2344x
Wem (WEM)	d		2142	2142			2241	2349
Yorton (YRT)	d		2147x	2147x			2246x	2354x
Shrewsbury (SHR)	a	2139	2158	2158	2221		2259	2315 0006
Shrewsbury (SHR)	d		2203	2203				2320
Church Stretton (CTT)	d		2218	2218				2334
Craven Arms (CRV)	d		2227	2227				2342
Ludlow (LUD)	d		2236	2236				2351
Leominster (LEO)	d		2248	2248				0002
Hereford (HFD) 7 a	a		2305	2305				0016
Hereford (HFD) 7 d	d		2306	2306				0017
Abergavenny (AGV)	d		2328	2328				0039
Pontypool And New Inn (PPL)	d		2338	2338				0050
Cwmbran (CWM)	d		2343	2343				0055
Newport (South Wales) (NWP)	a		2355	2356				0112
Cardiff Central (CDF) 7 a	a		0015	0020				0133
Bridgend (BGN)	a							
Port Talbot Parkway (PTA)	a							
Neath (NTH)	a							
Swansea (SWA)	a							
Llanelli (LLE) 7 a	a							
Carmarthen (CMN)	a							
Tenby (TEN)	a							
Pembroke Dock (PMD)	a							
Milford Haven (MFH)	a							
Fishguard Harbour (FGH) 	a							

NOTES (see introductory pages for explanation of train operator codes and standard symbols)

- a Arrival time
- d Departure time
- x Stops on request

- E To Birmingham New Street

- FO Fridays only
- FX Not Fridays

North Wales, Chester, Wrexham, Manchester and Crewe to Shrewsbury, Hereford, Cardiff and Swansea

Saturdays

Operator	AW	AW	AW	AW	AW	AW	AW	AW	AW	AW	AW	AW	AW	AW	AW	AW	AW
Days of operation/Notes	◇	◇	◇	◇	◇	◇	◇	◇	◇	◇	◇	◇	◇	◇	◇	◇	◇
1st Class/Reservations/Bus/Ferry	◇	◇	◇	◇	◇	◇	◇	◇	◇	◇	◇	◇	◇	◇	◇	◇	◇
Catering facilities	◇	◇	◇	◇	◇	◇	◇	◇	◇	◇	◇	◇	◇	◇	◇	◇	◇
Holyhead (HHD)	d									0421							
Bangor (Gwynedd) (BNG)	d									0453							
Llandudno (LLD)	d														0604		
Llandudno Junction (LLJ)	d														0616		
Colwyn Bay (CWB)	d									0514					0622		
Rhyl (RHL)	d									0520					0634		
Chester (CTR)	d			0422						0526		0618			0703	0717	
Wrexham General (WRX)	d									0546		0632			0720a	0733	
Ruabon (RUA)	d									0553		0639				0740	
Chirk (CRK)	d									0559		0646				0746	
Gobowen (GOB)	d									0605		0651				0752	
Manchester Piccadilly (MAN)	d														0627		0730
Stockport (SPT)	d														0637		0739
Wilmslow (WML)	d														0647		0747
Crewe (CRE)	d			0448	0512					0555		0636	0709			0734	0810
Nantwich (NAN)	d									0526		0602			0643	0717	0741
Wrenbury (WRE)	d									0532x					0649x		0747x
Whitchurch (Shropshire) (WTC)	d									0539		0612			0656		0755
Prees (PRS)	d									0545x					0702x		0801x
Wem (WEM)	d									0550		0621			0707		0806
Yorton (YRT)	d									0555x					0712x		0811x
Shrewsbury (SHR)	a			0518	0542					0605	0627	0633	0711	0723	0743	0810	0825
Shrewsbury (SHR)	d		0515	0542	0554		0610			0633	0713		0743				0835
Church Stretton (CTT)	d		0530	0558	0612		0624			0648	0727		0758				0853
Craven Arms (CRV)	d		0538	0607	0622		0632			0656	0735		0808				0902
Ludlow (LUD)	d		0546	0616			0641			0705	0744		0817				0920
Leominster (LEO)	d		0557	0628			0651			0715	0754		0828				0930
Hereford (HFD)	a		0611	0643			0707			0731	0810		0844				0946
Hereford (HFD)	d		0526	0617			0708			0731	0810		0844				0946
Abergavenny (AGV)	d		0548	0639			0733			0753	0832		0908				1008
Pontypool And New Inn (PPL)	d		0557	0649			0743			0803	0842		0918				
Cwmbran (CWM)	d		0602	0654			0748			0808	0847		0923				1021
Newport (South Wales) (NWP)	a		0615	0706			0758			0821	0859		0936				1033
Cardiff Central (CDF)	a		0630	0723			0817			0842	0918		0950				1047
Bridgend (BGN)	a		0746							0906							1108
Port Talbot Parkway (PTA)	a		0758							0918							1119
Neath (NTH)	a		0805							0925							1126
Swansea (SWA)	a		0821			1002c				0940						1255c	1141
Llanelli (LLE)	a		0840			0931				1006						1233	1208
Carmarthen (CMN)	a		0904							1040							1242
Tenby (TEN)	a																
Pembroke Dock (PMD)	a																
Milford Haven (MFH)	a									1203							1342
Fishguard Harbour (FGH)	a		1001														

NOTES (see introductory pages for explanation of train operator codes and standard symbols)

- a Arrival time
- d Departure time
- x Stops on request
- c Calls at Swansea after Llanelli

- A To Birmingham International
- B Via Llandrindod

North Wales, Chester, Wrexham, Manchester and Crewe to Shrewsbury, Hereford, Cardiff and Swansea

Saturdays

Operator	AW	AW	AW	AW	AW	AW	AW	AW	AW	AW	AW	AW	AW	AW	AW	AW	AW	AW
Days of operation/Notes	◇	◇	◇	◇	◇	◇	◇	◇	◇	◇	◇	◇	◇	◇	◇	◇	◇	◇
1st Class/Reservations/Bus/Ferry	◇	◇	◇	◇	◇	◇	◇	◇	◇	◇	◇	◇	◇	◇	◇	◇	◇	◇
Catering facilities	⊠	⊠	⊠	⊠	⊠	⊠	⊠	⊠	⊠	⊠	⊠	⊠	⊠	⊠	⊠	⊠	⊠	⊠
Holyhead (HHD)	d	0620				0722			0813					0923			1038	
Bangor (Gwynedd) (BNG)	d	0658				0801			0853					1003			1109	
Llandudno (LLD)	d																	
Llandudno Junction (LLJ)	d	0722				0825			0923					1028			1127	
Colwyn Bay (CWB)	d	0729				0831			0930					1034			1134	
Rhyl (RHL)	d	0739				0842			0941					1045			1144	
Chester (CTR)	d	0820		0904		0924		1003	1020			1102		1128		1204	1223	1302
Wrexham General (WRX)	d	0834		0920a		0939		1019a	1034			1118a		1143		1220a	1237	1318a
Ruabon (RUA)	d	0841				0946			1041					1150			1244	
Chirk (CRK)	d	0848				0952			1048					1156			1251	
Gobowen (GOB)	d	0853				0958			1053					1202			1256	
Manchester Piccadilly (MAN)	d		0830				0930				1030				1130			1230
Stockport (SPT)	d		0839				0940				1040				1139			1240
Wilmslow (WML)	d		0849				0948				1049				1147			1249
Crewe (CRE)	d		0910			0919		1010			1110		1119		1210			1310
Nantwich (NAN)	d					0926		1018					1126		1217			
Wrenbury (WRE)	d					0933x							1133x					
Whitchurch (Shropshire) (WTC)	d					0941		1028					1141		1227			
Prees (PRS)	d					0948x							1148x					
Wem (WEM)	d					0954							1154					
Yorton (YRT)	d					0959x							1159x					
Shrewsbury (SHR)	a	0912	0940			1012	1016	1046		1112		1141		1222	1245		1316	1341
Shrewsbury (SHR)	d	0913	0940					1047		1116	1131	1146			1246		1318	1343
Church Stretton (CTT)	d	0928						1101		1131	1149				1300		1332	
Craven Arms (CRV)	d	0936						1109		1139	1158				1308		1340	
Ludlow (LUD)	d	0944	1007					1118		1147		1213			1317		1349	1410
Leominster (LEO)	d	0955	1019					1128				1224			1327		1422	
Hereford (HFD)	a	1010	1034					1144		1210		1239			1343		1412	1437
Hereford (HFD)	d	1011	1035					1144		1211		1240			1343		1412	1438
Abergavenny (AGV)	d	1033	1059					1206		1233		1304			1405		1434	1502
Pontypool And New Inn (PPL)	d	1043								1243							1444	
Cwmbran (CWM)	d	1048	1112					1219		1248		1318			1418		1449	1515
Newport (South Wales) (NWP)	a	1100	1123					1230		1300		1328			1429		1501	1527
Cardiff Central (CDF)	a	1116	1136					1245		1316		1345			1444		1518	1543
Bridgend (BGN)	a							1306							1506			
Port Talbot Parkway (PTA)	a							1317							1518			
Neath (NTH)	a							1327							1526			
Swansea (SWA)	a							1342			1600c				1542			
Llanelli (LLE)	a							1406			1529				1606			
Carmarthen (CMN)	a							1439							1639			
Tenby (TEN)	a																	
Pembroke Dock (PMD)	a																	
Milford Haven (MFH)	a														1737			
Fishguard Harbour (FGH)	a							1536										

NOTES (see introductory pages for explanation of train operator codes and standard symbols)

- a Arrival time
- d Departure time
- x Stops on request
- c Calls at Swansea after Llanelli

- A To Birmingham International
- B Via Llandrindod

North Wales, Chester, Wrexham, Manchester and Crewe to Shrewsbury, Hereford, Cardiff and Swansea

Saturdays

Operator	AW	AW A	AW	AW	AW	AW	AW B	AW	AW	AW A	AW	AW	AW	AW	AW	AW A	AW B	AW
Days of operation/Notes 1st Class/Reservations/Bus/Ferry Catering facilities	◇	◇ ⚡	◇ ⚡	◇	◇ ⚡	◇ ⊠	◇	◇	◇	◇	◇ ⚡	◇ ⚡	◇ ⊠	◇	◇	◇ ⚡	◇	◇
Holyhead (HHD)	d	1127			1230					1327		1427				1530		
Bangor (Gwynedd) (BNG)	d	1208			1259					1406		1457				1609		
Llandudno (LLD)	d																	
Llandudno Junction (LLJ)	d	1233			1317					1431		1525				1634		
Colwyn Bay (CWB)	d	1239			1324					1437		1532				1640		
Rhyl (RHL)	d	1248			1334					1446		1542				1650		
Chester (CTR)	d	1327		1403	1422			1501		1528		1624		1702		1733		1803
Wrexham General (WRX)	d	1345		1419a	1436			1517a		1543		1638		1718a		1748		1819a
Ruabon (RUA)	d	1351			1443					1550		1645				1755		
Chirk (CRK)	d	1358			1450					1557		1652				1801		
Gobowen (GOB)	d	1403			1455					1602		1657				1807		
Manchester Piccadilly (MAN)	d		1330			1430						1530		1630				
Stockport (SPT)	d		1339			1440						1539		1640				
Wilmslow (WML)	d		1347			1449						1547		1649				
Crewe (CRE)	d	1319		1410		1510			1519		1610		1710		1719			
Nantwich (NAN)	d	1326		1417					1526		1617		1718		1726			
Wrenbury (WRE)	d	1333x							1533x						1733x			
Whitchurch (Shropshire) (WTC)	d	1341		1427					1541		1627				1741			
Prees (PRS)	d	1348x							1548x						1748x			
Wem (WEM)	d	1354							1554		1635				1754			
Yorton (YRT)	d	1359x							1559x						1759x			
Shrewsbury (SHR)	a	1412	1423	1445		1514	1540		1612	1622	1647	1716	1744		1812	1827		
Shrewsbury (SHR)	d			1446		1515	1541	1600			1647	1717	1744					1835
Church Stretton (CTT)	d			1500		1529		1618			1701	1731						1853
Craven Arms (CRV)	d			1508		1537		1627			1709	1739						1902
Ludlow (LUD)	d			1517		1546	1609				1717	1748	1811					
Leominster (LEO)	d			1527		1556	1621				1728	1758	1823					
Hereford (HFD)	a			1543		1612	1636				1743	1815	1838					
Hereford (HFD)	d			1543		1612	1637				1744	1815	1839					
Abergavenny (AGV)	d			1605		1634	1700				1805	1837	1903					
Pontypool And New Inn (PPL)	d					1644	1710				1815	1847	1913					
Cwmbran (CWM)	d			1618		1649	1716				1820	1852	1919					
Newport (South Wales) (NWP)	a			1630		1701	1728				1832	1905	1929					
Cardiff Central (CDF)	a			1644		1718	1743				1846	1921	1945					
Bridgend (BGN)	a			1706							1907		2007					
Port Talbot Parkway (PTA)	a			1717							1918		2023					
Neath (NTH)	a			1724							1926		2031					
Swansea (SWA)	a			1740			1957c				1942		2046					2255c
Llanelli (LLE)	a			1815			1932				2003							2230
Carmarthen (CMN)	a			1852							2031							
Tenby (TEN)	a			1939														
Pembroke Dock (PMD)	a			2013														
Milford Haven (MFH)	a																	
Fishguard Harbour (FGH)	a										2128							

NOTES (see introductory pages for explanation of train operator codes and standard symbols)

- a Arrival time
d Departure time
x Stops on request
c Calls at Swansea after Llanelli

- A To Birmingham International
B Via Llandrindod

North Wales, Chester, Wrexham, Manchester and Crewe to Shrewsbury, Hereford, Cardiff and Swansea

Saturdays

Operator Days of operation/Notes 1st Class/Reservations/Bus/Ferry Catering facilities	AW ◇	AW ◇	AW C ◇	AW P ◇	AW D ◇	AW ◇	AW ◇	AW ◇	AW ◇	AW ◇	VT D P R X	AW E ◇	AW ◇	AW ◇	AW ◇	
Holyhead (HHD)	d	1629			1720							1920				
Bangor (Gwynedd) (BNG)	d	1657			1759							1958				
Llandudno (LLD)	d															
Llandudno Junction (LLJ)	d	1722			1824							2023				
Colwyn Bay (CWB)	d	1728			1830							2029				
Rhyl (RHL)	d	1742			1839							2038				
Chester (CTR)	d	1820	1837		1920		2005		2040		2108	2124		2224		
Wrexham General (WRX)	d	1834	1853a		1941		2021a		2055		2123a	2143		2239		
Ruabon (RUA)	d	1841			1948				2102			2150		2246		
Chirk (CRK)	d	1848			1954				2109			2156		2253		
Gobowen (GOB)	d	1853			2000				2114			2202		2258		
Manchester Piccadilly (MAN)	d	1730			1830				1930		2030		2130		2233	
Stockport (SPT)	d	1739			1840				1939		2039		2140		2242	
Wilmslow (WML)	d	1747			1849				1947		2047		2148		2250	
Crewe (CRE)	d	1810			1910		1936		2010		2110		2210		2314	
Nantwich (NAN)	d	1818			1918		1943		2018		2118		2217		2321	
Wrenbury (WRE)	d						1950x				2124x		2223x		2327x	
Whitchurch (Shropshire) (WTC)	d	1828					1958		2028		2131		2230		2334	
Prees (PRS)	d						2005x				2137x		2236x		2340x	
Wem (WEM)	d	1836					2011		2036		2142		2241		2345	
Yorton (YRT)	d						2016x				2147x		2246x		2350x	
Shrewsbury (SHR)	a	1849	1913		1945	2019	2030		2049	2133	2158		2221	2259	2317	0003
Shrewsbury (SHR)	d	1850	1923		1945				2052		2159					
Church Stretton (CTT)	d	1904	1937		2001				2107		2213					
Craven Arms (CRV)	d	1912	1945		2010				2115		2222					
Ludlow (LUD)	d	1922	1954		2019				2124		2232					
Leominster (LEO)	d	1933			2030				2135		2243					
Hereford (HFD)	a	1951	2017		2045				2150		2300					
Hereford (HFD)	d	1952	2017		2046				2151		2300					
Abergavenny (AGV)	d	2014	2039		2108				2214		2323					
Pontypool And New Inn (PPL)	d	2024			2118				2224		2333					
Cwmbran (CWM)	d	2029	2052		2124				2230		2338					
Newport (South Wales) (NWP)	a	2041	2104		2136				2243		2350					
Cardiff Central (CDF)	a	2056	2122		2150				2305		0012					
Bridgend (BGN)	a	2118														
Port Talbot Parkway (PTA)	a	2132														
Neath (NTH)	a	2143														
Swansea (SWA)	a	2200														
Llanelli (LLE)	a	2222														
Carmarthen (CMN)	a	2253														
Tenby (TEN)	a															
Pembroke Dock (PMD)	a															
Milford Haven (MFH)	a															
Fishguard Harbour (FGH)	a															

NOTES (see introductory pages for explanation of train operator codes and standard symbols)

- a Arrival time
- d Departure time
- x Stops on request

- C From Liverpool Lime Street
- D From London Euston
- E To Birmingham New Street

North Wales, Chester, Wrexham, Manchester and Crewe to Shrewsbury, Hereford, Cardiff and Swansea

Sundays

Operator	AW	AW	AW	AW A	AW	AW B	AW	AW	AW A	AW	AW	AW	AW	AW	AW	AW	AW	AW		
Days of operation/Notes	◇	◇	◇	◇	◇	◇	◇	◇	◇	◇	◇	◇	◇	◇	◇	◇	◇	◇		
1st Class/Reservations/Bus/Ferry	◇	◇	◇	◇	◇	◇	◇	◇	◇	◇	◇	◇	◇	◇	◇	◇	◇	◇		
Catering facilities	◇	◇	◇	◇	◇	◇	◇	◇	◇	◇	◇	◇	◇	◇	◇	◇	◇	◇		
Holyhead (HHD)	d																			
Bangor (Gwynedd) (BNG)	d																			
Llandudno (LLD)	d																			
Llandudno Junction (LLJ)	d																			
Colwyn Bay (CWB)	d																			
Rhyl (RHL)	d																			
Chester (CTR)	d			0920				1032		1132		1207	1223			1301		1334		
Wrexham General (WRX)	d			0935				1049a		1148		1224a	1239			1318a		1349		
Ruabon (RUA)	d			0942						1155			1246					1356		
Chirk (CRK)	d			0949						1201			1252					1403		
Gobowen (GOB)	d			0955						1207			1257					1408		
Manchester Piccadilly (MAN)	d				0930	1030						1129			1231				1330	
Stockport (SPT)	d				0941	1040						1139			1241				1340	
Wilmslow (WML)	d				0951	1048						1146			1249				1348	
Crewe (CRE)	d			0921	1012	1110				1125		1216			1310			1320	1410	
Nantwich (NAN)	d			0929	1020					1133								1328		
Wrenbury (WRE)	d			0935x						1140x								1334x		
Whitchurch (Shropshire) (WTC)	d			0943	1031					1148								1342		
Prees (PRS)	d			0949x						1154x								1348x		
Wem (WEM)	d			0955	1042					1159								1354		
Yorton (YRT)	d			1000x						1204x								1359x		
Shrewsbury (SHR)	a			1012	1014	1055	1142			1216	1226	1246		1317	1343			1411	1427	1441
Shrewsbury (SHR)	d	0750				1101	1144	1208				1248		1324	1346					1443
Church Stretton (CTT)	d	0820				1116		1226						1339						1458
Craven Arms (CRV)	d	0840				1125		1235						1348						1506
Ludlow (LUD)	d	0855				1134	1210					1314		1357	1412					1515
Leominster (LEO)	d	0920				1146	1221					1325		1408	1423					1527
Hereford (HFD)	a	0950				1202	1237					1340		1423	1439					1542
Hereford (HFD)	d		1007			1208	1241					1342		1424	1449					1546
Abergavenny (AGV)	d		1029			1231	1304					1404		1445	1511					1609
Pontypool And New Inn (PPL)	d		1039			1241	1314					1414		1456						1619
Cwmbran (CWM)	d		1045			1247	1320					1420		1501	1524					1625
Newport (South Wales) (NWP)	a		1057			1258	1332					1433		1514	1536					1639
Cardiff Central (CDF)	a		1112			1316	1348					1449		1527	1555					1656
Bridgend (BGN)	a		1133			1340	1432					1511			1622					1727
Port Talbot Parkway (PTA)	a		1145			1356	1447					1526			1638					1742
Neath (NTH)	a		1152			1403	1455					1534			1646					1749
Swansea (SWA)	a		1208			1420	1510	1615c				1548			1701					1802
Llanelli (LLE)	a		1234				1531	1551							1725					
Carmarthen (CMN)	a		1307				1559								1753					
Tenby (TEN)	a																			
Pembroke Dock (PMD)	a																			
Milford Haven (MFH)	a						1659								1910					
Fishguard Harbour (FGH)	a		1403																	

NOTES (see introductory pages for explanation of train operator codes and standard symbols)

- a Arrival time
- d Departure time
- x Stops on request
- c Calls at Swansea after Llanelli

- A To Birmingham International
- B Via Llandrindod

North Wales, Chester, Wrexham, Manchester and Crewe to Shrewsbury, Hereford, Cardiff and Swansea

Sundays

Operator	AW	AW	AW	AW	AW	AW	AW	AW	AW	AW	AW	AW	AW	AW	AW	AW	VT	AW
Days of operation/Notes 1st Class/Reservations/Bus/Ferry Catering facilities	◇	◇ ⌘	◇	◇	◇ C	◇ A ⌘ ⌘	◇ ⌘ ⌘ CP	◇	◇ ⌘ ⌘	◇	◇	◇ A ⌘ ⌘	◇ ⌘ ⌘	◇	◇ ⌘ ⌘	◇	◇ D ⌘ ⌘	◇
Holyhead (HHD)	d																	1626
Bangor (Gwynedd) (BNG)	d																	1704
Llandudno (LLD)	d																	
Llandudno Junction (LLJ)	d																	1723
Colwyn Bay (CWB)	d																	1729
Rhyl (RHL)	d																	1744
Chester (CTR)	d	1359		1500		1535		1553		1656		1735		1810	1825			1912
Wrexham General (WRX)	d	1416a		1517a		1551		1610a		1713a		1750		1827a	1840			1926a
Ruabon (RUA)	d					1558						1757			1847			
Chirk (CRK)	d					1605						1804			1854			
Gobowen (GOB)	d					1610						1809			1859			
Manchester Piccadilly (MAN)	d		1430					1530		1630				1730				1830
Stockport (SPT)	d		1440					1540		1640				1740				1840
Wilmslow (WML)	d		1448					1549		1648				1748				1848
Crewe (CRE)	d		1510		1520		1610		1710			1720		1816				1910
Nantwich (NAN)	d				1528							1728						1928
Wrenbury (WRE)	d				1534x							1734x						1934x
Whitchurch (Shropshire) (WTC)	d				1542							1742						1942
Prees (PRS)	d				1548x							1748x						1948x
Wem (WEM)	d				1554							1754						1954
Yorton (YRT)	d				1559x							1759x						1959x
Shrewsbury (SHR)	a		1541		1611		1629	1643		1741		1811	1829	1846		1919	1941	2011
Shrewsbury (SHR)	d		1543		1620		1649		1743					1848		1924	1950	
Church Stretton (CTT)	d				1640		1704							1902		1938		
Craven Arms (CRV)	d				1649		1713							1910		1946		
Ludlow (LUD)	d		1608				1722		1808					1919		1955	2015	
Leominster (LEO)	d		1620				1734		1819					1919		1955	2026	
Hereford (HFD)	a		1637				1749		1836					1942		2020	2041	
Hereford (HFD)	d		1650				1750		1837					1944		2022	2042	
Abergavenny (AGV)	d		1713				1813		1859					2006		2045	2104	
Pontypool And New Inn (PPL)	d						1823		1910					2006		2055		
Cwmbran (CWM)	d		1725				1829		1915					2019		2100	2118	
Newport (South Wales) (NWP)	a		1739				1840		1928					2031		2112	2131	
Cardiff Central (CDF)	a		1755				1854		1943					2047		2130	2147	
Bridgend (BGN)	a		1829				1916		2014					2110		2209		
Port Talbot Parkway (PTA)	a		1844				1932		2029					2124		2224		
Neath (NTH)	a		1852				1940		2037					2131		2231		
Swansea (SWA)	a		1907		2029c		1955		2052					2148		2246		
Llanelli (LLE)	a		1932		2004											2308		
Carmarthen (CMN)	a		2001													2342		
Tenby (TEN)	a																	
Pembroke Dock (PMD)	a																	
Milford Haven (MFH)	a		2115															
Fishguard Harbour (FGH)	a																	









NOTES (see introductory pages for explanation of train operator codes and standard symbols)

- a Arrival time
- d Departure time
- x Stops on request
- c Calls at Swansea after Llanelli

- A To Birmingham International
- C Via Llandrindod. To Cardiff Central
- D From London Euston

North Wales, Chester, Wrexham, Manchester and Crewe to Shrewsbury, Hereford, Cardiff and Swansea

Sundays

Operator Days of operation/Notes 1st Class/Reservations/Bus/Ferry	AW A ◇	AW ◇	AW A ◇	AW ◇	AW E ◇	AW ◇	AW ◇	AW ◇
Holyhead (HHD) 	d		1825					
Bangor (Gwynedd) (BNG)	d		1905					
Llandudno (LLD)	d							
Llandudno Junction (LLJ)	d		1923					
Colwyn Bay (CWB)	d		1929					
Rhyl (RHL)	d		1943					
Chester (CTR)	d	1938		2027		2127		2206 2302
Wrexham General (WRX)	d	1954				2142		2223a
Ruabon (RUA)	d	2001				2149		
Chirk (CRK)	d	2008				2156		
Gobowen (GOB)	d	2013				2201		
Manchester Piccadilly (MAN) 	d		1930		2030			
Stockport (SPT)	d		1940		2040			
Wilmslow (WML)	d		1948		2048			
Crewe (CRE) 	d		2016	2050	2110		2145	2330
Nantwich (NAN)	d				2117		2153	2339
Wrenbury (WRE)	d				2123x		2159x	2345x
Whitchurch (Shropshire) (WTC)	d				2130		2207	2352
Prees (PRS)	d				2136x		2213x	2358x
Wem (WEM)	d				2141		2219	0003
Yorton (YRT)	d				2146x		2224x	0008x
Shrewsbury (SHR)	a	2033	2047	2120	2159	2221	2236	0020
Shrewsbury (SHR)	d		2047		2204			
Church Stretton (CTT)	d		2101		2219			
Craven Arms (CRV)	d		2109		2227			
Ludlow (LUD)	d		2118		2236			
Leominster (LEO)	d		2130		2247			
Hereford (HFD) 	a		2146		2303			
Hereford (HFD) 	d		2146		2305			
Abergavenny (AGV)	d		2209		2327			
Pontypool And New Inn (PPL)	d		2219		2337			
Cwmbran (CWM)	d		2224		2343			
Newport (South Wales) (NWP)	a		2236		2356			
Cardiff Central (CDF) 	a		2251		0017			
Bridgend (BGN)	a		2319					
Port Talbot Parkway (PTA)	a		2336					
Neath (NTH)	a		2344					
Swansea (SWA)	a		2359					
Llanelli (LLE) 	a							
Carmarthen (CMN)	a							
Tenby (TEN)	a							
Pembroke Dock (PMD)	a							
Milford Haven (MFH)	a							
Fishguard Harbour (FGH) 	a							

NOTES (see introductory pages for explanation of train operator codes and standard symbols)

a Arrival time
d Departure time
x Stops on request

A To Birmingham International
E To Wolverhampton